Sachsenring

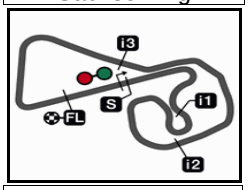

3671 m.

Results and timing service provided by TISSOT

NTC

LIQUI MOLY MOTORRAD GRAND PRIX DEUTSCHLAND

Race Nr.2

Classification after 16 laps = 58.736 km

Pos			Rider	Nation	Team	Motorcycle	Total Time	Km/h	Gap
1	25	36	**Jurrien VAN CRUGTEN**	NED	BB64 Academy	HONDA	**24'36.399**	143.2	
2	20	38	**Tobias KITZBICHLER**	AUT	Racingteam Kitzbichler	HONDA	**24'36.480**	143.2	0.081
3	16	2	**Tom ROLIN**	BEL	Junior Black Knights	HONDA	**24'36.584**	143.2	0.185
4	13	53	**Levin PHOMMARA**	SWI	Phommara-Racing	HONDA	**24'36.592**	143.2	0.193
5	11	42	**Julius FRELLSEN**	DEN	Mass Sports Racing By JRP Motor	HONDA	**24'36.777**	143.1	0.378
6	10	28	**Ferre FLEERACKERS**	BEL	Junior Black Knights	HONDA	**24'36.862**	143.1	0.463
7	9	95	**Richard IRMSCHER**	GER	Racingteam Irmscher	HONDA	**24'36.932**	143.1	0.533
8	8	27	**Antoine NATIVI**	FRA	Racing Nativi team	HONDA	**24'37.023**	143.1	0.624
9	7	26	**Ben WIEGNER**	GER	JB-Racing	HONDA	**24'37.142**	143.1	0.743
10	6	12	**Martin VINCZE**	HUN	VM Racing Team	HONDA	**24'37.307**	143.1	0.908
11	5	85	**Alessandro BINDER**	SWI	Kiefer Racing	HONDA	**24'37.450**	143.1	1.051
12	4	73	**Zoltan KOVACS**	HUN	Motomax Motorsport	HONDA	**24'37.605**	143.1	1.206
13	3	17	**Thias WENZEL**	GER	Kiefer Racing	HONDA	**24'49.106**	141.9	12.707
14	2	81	**Daniel KRABACHER**	AUT	Kini Bike World	HONDA	**24'49.209**	141.9	12.810
15	1	46	**Matteo MASILI**	ITA	Mass Sports Racing By JRP Motor	HONDA	**24'55.319**	141.4	18.920
16		96	**Swan EMPRIN**	FRA	Swan 96#	HONDA	**25'18.515**	139.2	42.116
17		22	**Alexander WEIZEL**	GER	Weizel Racing Team	HONDA	**25'18.660**	139.2	42.261
18		33	**David SIDOROV**	UKR	Arda Moto Racing Team	HONDA	**25'43.881**	136.9	1'07.482
Not classified									
		23	**Lorenzo PONTILLO**	BEL	Junior Black Knights	HONDA	**18'28.783**	143.0	4 laps
		54	**Valdemar MELLGREN**	SWE	Nordgren Racing	HONDA	**6'15.653**	140.7	12 laps
		31	**Delano GREVEN**	NED	DG Motorsport	HONDA	**4'50.783**	136.3	13 laps

Race condition: **Dry**
Air: 19°
Humidity: 41%
Ground: 32°

Pole Position:				
Fastest Lap (New record):	Lap 3	**Julius FRELLSEN**	**1'31.370**	144.6 Km/h

15:20'00		**SIGHTING LAP START**
15:29'50		**WARM UP LAP START**
15:32'12		**RACE START**
15:36'54	-	**No jump starts**
15:37'48	Delano GREVEN	crashed out - Rider OK
15:38'49	Valdemar MELLGREN	crashed out - Rider OK
15:51'52	Lorenzo PONTILLO	stopped with technical issue
15:52'52	**Daniel KRABACHER**	**track limits warning**

The results are provisional until the end of the limit for protest and appeals.

Time limit for protest expires 60' after publication of the results - ..... Time: .....

DORNA DATA PROCESSING ,TIMING SERVICE DORNA DATA PROCESSING TIMING SERVICE DORNA DATA PROCESSING TIMING SERVICE DORNA DATA PROCESSING TIMING SERVICE DORNA DATA PROCESSING TIMING SERVICE DORNA DATA PROCESSING TIMING SERVICE DORNA DATA PROCESSING TIMING SERVICE DORNA DATA PROCCEESSS

NORTHERN TALENT CUP

FIM EUROPE

Sachsenring, Sunday, July 07, 2024

Sachsenring

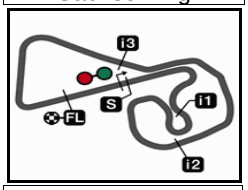

3671 m.

Results and timing service provided by TISSOT

NTC

LIQUI MOLY MOTORRAD GRAND PRIX DEUTSCHLAND

Race Nr.2

Top Speed & Average

	Rider	Nation	Motorcycle	Top 5 speeds					Average	Top
27	**Antoine NATIVI**	**FRA**	HONDA	198.1	196.7	196.3	196.0	195.6	196.5	**198.1**
2	**Tom ROLIN**	**BEL**	HONDA	195.6	193.5	192.8	192.8	192.8	193.5	**195.6**
73	**Zoltan KOVACS**	**HUN**	HONDA	195.2	194.5	194.5	194.2	194.2	194.5	**195.2**
12	**Martin VINCZE**	**HUN**	HONDA	194.9	194.5	194.2	194.2	193.8	194.3	**194.9**
23	**Lorenzo PONTILLO**	**BEL**	HONDA	193.8	193.8	193.8	193.8	193.2	193.7	**194.9**
28	**Ferre FLEERACKERS**	**BEL**	HONDA	194.9	194.2	194.2	193.8	193.8	194.2	**194.9**
95	**Richard IRMSCHER**	**GER**	HONDA	194.9	194.2	194.2	193.8	193.2	194.1	**194.9**
17	**Thias WENZEL**	**GER**	HONDA	194.5	193.8	193.5	192.1	192.1	193.2	**194.5**
26	**Ben WIEGNER**	**GER**	HONDA	194.5	192.5	192.5	192.5	192.1	192.7	**194.5**
38	**Tobias KITZBICHLER**	**AUT**	HONDA	194.2	193.2	192.8	190.8	190.4	192.3	**194.2**
85	**Alessandro BINDER**	**SWI**	HONDA	194.2	194.2	192.5	192.5	192.1	192.9	**194.2**
42	**Julius FRELLSEN**	**DEN**	HONDA	193.8	191.4	190.4	190.4	189.8	191.2	**193.8**
53	**Levin PHOMMARA**	**SWI**	HONDA	193.8	193.8	193.2	192.8	192.5	193.2	**193.8**
96	**Swan EMPRIN**	**FRA**	HONDA	193.5	192.1	191.4	191.1	190.8	191.8	**193.5**
36	**Jurrien VAN CRUGTEN**	**NED**	HONDA	193.2	192.8	192.8	192.1	191.8	192.5	**193.2**
54	**Valdemar MELLGREN**	**SWE**	HONDA	191.8	190.8	190.1	118.1		172.7	**191.8**
81	**Daniel KRABACHER**	**AUT**	HONDA	191.4	188.8	188.4	187.8	187.5	188.8	**191.4**
46	**Matteo MASILI**	**ITA**	HONDA	188.1	188.1	187.8	187.8	187.8	187.9	**188.1**
22	**Alexander WEIZEL**	**GER**	HONDA	187.1	186.8	186.2	185.8	185.8	186.3	**187.1**
31	**Delano GREVEN**	**NED**	HONDA	185.5	182.7	178.8	119.6		166.7	**185.5**
33	**David SIDOROV**	**UKR**	HONDA	185.2	184.9	183.6	182.7	182.7	183.8	**185.2**

DORNA DATA PROCESSING ,TIMING SERVICE DORNA DATA PROCESSING TIMING SERVICE DORNA DATA PROCESSING TIMING SERVICE DORNA DATA PROCESSING TIMING SERVICE DORNA DATA PROCESSING TIMING SERVICE DORNA DATA PROCESSING
TIMING SERVICE DORNA DATA PROCESSING TIMING SERVICE DORNA DATA PROCESSING TIMING SERVICE DORNA DATA PROCCEESSS

NORTHERN TALENT CUP

FIM EUROPE

Sachsenring, Sunday, July 07, 2024

Sachsenring

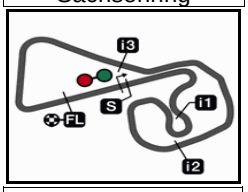

3671 m.

Results and timing service provided by TISSOT

NTC

LIQUI MOLY MOTORRAD GRAND PRIX DEUTSCHLAND

Race Nr.2

Fastest Laps Sequence

Lap	Race Time		Rider	Nation	Motorcycle	Time	Km/h	Riders's Lap
2	**3'06.717**	36	**Jurrien VAN CRUGTEN**	NED	HONDA	**1'32.425**	142.9	2
2	**3'07.072**	2	**Tom ROLIN**	BEL	HONDA	**1'31.565**	144.3	2
3	**4'39.623**	42	**Julius FRELLSEN**	DEN	HONDA	**1'31.370**	144.6	3

DORNA DATA PROCESSING TIMING SERVICE DORNA DATA PROCESSING TIMING SERVICE DORNA DATA PROCESSING TIMING SERVICE DORNA DATA PROCESSING TIMING SERVICE DORNA DATA PROCESSING TIMING SERVICE DORNA DATA PROCESSING
TIMING SERVICE DORNA DATA PROCESSING TIMING SERVICE DORNA DATA PROCESSING TIMING SERVICE DORNA DATA PROCCEESSS

NORTHERN TALENT CUP

FIM EUROPE

Sachsenring, Sunday, July 07, 2024

Sachsenring

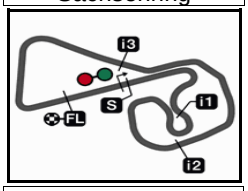

3671 m.

Results and timing service provided by TISSOT

NTC

LIQUI MOLY MOTORRAD GRAND PRIX DEUTSCHLAND

Race Nr.2

Chronological Analysis of Performances

** Lap / Sector time cancelled* — *T1 Time from finish line to 1st intermediate* — *T3 Time from 2nd intermed. to 3rd intermed.*

P Crossing the finish line in pit lane — *T2 Time from 1st intermed. to 2nd intermed.* — *T4 Time from 3rd intermediate to finish line*

1st 36 Jurrien VAN CRUGT — BB64 Academy — NED

Runs=1 Total laps=16 Full laps=15 Valid laps=15

Lap	Lap Time	T1	T2	T3	T4	Speed
1	1'34.292	23.216	24.875	21.449	24.752	94.8
2	**1'32.425**	21.721	24.913	21.500	24.291	188.8
3	**1'32.182**	21.533	24.763	21.477	24.409	187.1
4	**1'32.679**	21.528	24.949	21.495	24.707	187.1
5	**1'32.527**	21.885	25.218	21.223	24.201	190.8
6	**1'31.785**	21.500	24.656	21.224	24.405	192.8
7	**1'32.078**	21.537	24.788	21.498	24.255	192.1
8	**1'31.938**	21.358	24.865	21.488	24.227	191.8
9	**1'31.818**	21.255	24.840	21.342	24.381	192.8
10	**1'32.080**	21.463	24.740	21.405	24.472	187.5
11	**1'32.117**	21.436	24.785	21.615	24.281	189.1
12	**1'32.547**	22.098	24.748	21.075	24.626	186.5
13	**1'31.406**	21.315	24.498	21.127	24.466	190.8
14	**1'32.488**	21.843	24.565	21.379	24.701	191.4
15	**1'32.158**	21.433	24.787	21.418	24.520	193.2
16	**1'31.879**	21.548	24.819	21.277	24.235	190.8

2nd 38 Tobias KITZBICHLE — Racingteam Kitzbichle — AUT

Runs=1 Total laps=16 Full laps=15 Valid laps=15

Lap	Lap Time	T1	T2	T3	T4	Speed
1	1'34.266	23.411	24.831	21.349	24.675	104.3
2	**1'32.613**	22.008	24.759	21.462	24.384	188.1
3	**1'32.098**	21.637	24.602	21.443	24.416	189.4
4	**1'32.533**	21.722	24.738	21.466	24.607	187.8
5	**1'32.443**	21.718	25.290	21.289	24.146	189.8
6	**1'32.117**	21.906	24.580	21.324	24.307	188.8
7	**1'31.775**	21.554	24.666	21.374	24.181	193.2
8	**1'31.924**	21.368	24.898	21.462	24.196	187.5
9	**1'32.044**	21.629	24.661	21.374	24.380	188.4
10	**1'32.393**	21.665	24.563	21.459	24.706	190.4
11	**1'31.899**	21.765	24.467	21.307	24.360	190.8
12	**1'31.556**	21.240	24.837	21.379	24.100	192.8
13	**1'31.881**	21.256	24.829	21.432	24.364	189.8
14	**1'32.958**	21.465	24.807	21.521	25.165	189.8
15	**1'31.901**	21.496	24.684	21.447	24.274	194.2
16	**1'32.079**	21.575	24.792	21.337	24.375	187.8

3rd 2 Tom ROLIN — Junior Black Knights — BEL

Runs=1 Total laps=16 Full laps=15 Valid laps=15

Lap	Lap Time	T1	T2	T3	T4	Speed
1	1'35.507	23.976	25.297	21.566	24.668	98.5
2	**1'31.565**	21.538	24.671	21.083	24.273	190.4
3	**1'32.033**	21.587	24.553	21.504	24.389	192.8
4	**1'32.283**	21.721	24.681	21.464	24.417	190.4
5	**1'32.361**	21.759	24.915	21.387	24.300	187.1
6	**1'32.224**	21.971	24.592	21.245	24.416	187.8
7	**1'32.214**	21.913	24.874	21.137	24.290	192.1
8	**1'31.896**	21.563	24.678	21.306	24.349	195.6
9	**1'31.822**	21.452	24.997	21.080	24.293	193.5
10	**1'32.068**	21.427	24.628	21.473	24.540	192.8
11	**1'31.935**	21.494	24.726	21.338	24.377	192.8
12	**1'31.881**	21.768	24.593	21.351	24.169	185.8
13	**1'32.174**	21.440	24.590	21.473	24.671	189.4
14	**1'31.779**	21.566	24.633	21.400	24.180	192.5
15	**1'32.847**	21.525	25.007	21.619	24.696	190.1
16	**1'31.995**	21.272	24.843	21.387	24.493	191.1

4th 53 Levin PHOMMARA — Phommara-Racing — SWI

Runs=1 Total laps=16 Full laps=15 Valid laps=15

Lap	Lap Time	T1	T2	T3	T4	Speed
1	1'35.814	24.105	25.308	21.491	24.910	99.6
2	**1'32.496**	22.041	24.862	21.196	24.397	189.1
3	**1'31.453**	21.663	24.501	21.112	24.177	186.8
4	**1'32.047**	21.550	24.521	21.302	24.674	193.8
5	**1'32.358**	21.791	24.788	21.152	24.627	191.8
6	**1'31.988**	21.936	24.520	20.981	24.551	193.2
7	**1'32.213**	21.847	24.551	21.300	24.515	191.4
8	**1'31.835**	21.821	24.617	21.092	24.305	191.4
9	**1'31.803**	21.666	24.844	20.810	24.483	193.8
10	**1'31.884**	21.854	24.519	20.939	24.572	192.5
11	**1'32.147**	21.917	24.535	21.378	24.317	192.1
12	**1'31.705**	21.827	24.659	21.154	24.065	191.1
13	**1'31.878**	21.586	24.529	21.210	24.553	188.8
14	**1'32.316**	21.588	24.737	21.494	24.497	192.8
15	**1'33.146**	21.723	24.826	21.461	25.136	190.1
16	**1'31.509**	21.626	24.614	20.958	24.311	190.8

5th 42 Julius FRELLSEN — Mass Sports Racing B — DEN

Runs=1 Total laps=16 Full laps=15 Valid laps=15

Lap	Lap Time	T1	T2	T3	T4	Speed
1	1'35.851	24.523	25.234	21.314	24.780	113.2
2	**1'32.402**	21.857	24.968	21.348	24.229	188.4
3	**1'31.370**	21.532	24.576	21.081	24.181	186.8
4	**1'32.101**	21.534	24.449	21.456	24.662	189.4
5	**1'32.134**	21.620	24.762	21.390	24.362	189.8
6	**1'31.799**	21.509	24.655	21.279	24.356	187.8
7	**1'32.068**	21.584	24.774	21.494	24.216	183.9
8	**1'32.566**	21.868	24.765	21.658	24.275	183.9
9	**1'31.716**	21.371	24.686	21.173	24.486	193.8
10	**1'32.163**	22.023	24.660	20.896	24.584	187.1
11	**1'32.172**	21.467	24.651	21.579	24.475	190.4
12	**1'31.677**	21.432	24.592	21.393	24.260	191.4
13	**1'31.729**	21.588	24.416	21.328	24.397	189.4
14	**1'32.314**	21.349	24.762	21.473	24.730	190.4

Fastest Lap: Julius FRELLSEN — Mass Sports Racing B — DEN — **1'31.370** — 21.532 — 24.576 — 21.081 — 24.181

DORNA DATA PROCESSING ,TIMING SERVICE DORNA DATA PROCESSING TIMING SERVICE DORNA DATA PROCESSING TIMING SERVICE DORNA DATA PROCESSING TIMING SERVICE DORNA DATA PROCESSING TIMING SERVICE DORNA DATA PROCESSING TIMING SERVICE DORNA DATA PROCESSING TIMING SERVICE DORNA DATA PROCCEESSS

NORTHERN TALENT CUP

FIM EUROPE

Lap	Lap Time	T1	T2	T3	T4	Speed
15	1'32.650	21.484	24.776	21.543	24.847	188.1
16	1'32.065	21.660	24.569	21.275	24.561	186.2

6th 28 Ferre FLEERACKER — Junior Black Knights — BEL

Runs=1 Total laps=16 Full laps=15 Valid laps=15

1	1'35.352	23.801	25.276	21.691	24.584	111.4
2	1'31.974	21.872	24.648	21.064	24.390	188.8
3	1'31.936	21.476	24.785	21.223	24.452	189.8
4	1'32.634	21.720	25.000	21.232	24.682	192.1
5	1'32.336	21.837	25.027	21.222	24.250	191.8
6	1'31.977	21.752	24.856	21.163	24.206	194.9
7	1'31.893	21.575	24.605	21.390	24.323	192.8
8	1'31.881	21.320	24.844	21.562	24.155	194.2
9	1'32.077	21.757	25.096	21.047	24.177	189.8
10	1'32.315	22.038	24.873	21.340	24.064	191.8
11	1'31.950	21.742	24.712	21.202	24.294	193.8
12	1'32.290	21.913	24.921	21.096	24.360	193.2
13	1'31.398	21.337	24.532	21.103	24.426	194.2
14	1'31.791	21.370	24.693	21.373	24.355	193.8
15	1'32.920	21.545	25.041	21.519	24.815	190.4
16	1'32.138	22.107	25.013	20.938	24.080	191.1

7th 95 Richard IRMSCHER — Racingteam Irmscher — GER

Runs=1 Total laps=16 Full laps=15 Valid laps=15

1	1'35.998	23.958	25.248	21.711	25.081	103.6
2	1'32.781	22.131	24.968	21.134	24.548	192.1
3	1'32.223	21.707	24.971	21.261	24.284	194.2
4	1'31.729	21.347	24.754	21.274	24.354	190.1
5	1'31.763	21.483	24.828	21.030	24.422	190.4
6	1'32.163	21.792	24.968	21.190	24.213	192.8
7	1'32.239	21.708	25.012	21.103	24.416	191.1
8	1'31.964	21.508	24.991	21.159	24.306	190.8
9	1'31.960	21.500	24.980	21.280	24.200	192.1
10	1'32.098	21.564	25.040	21.307	24.187	193.2
11	1'31.988	21.725	24.875	21.214	24.174	193.8
12	1'31.813	21.537	24.981	21.152	24.143	194.2
13	1'31.911	21.591	24.809	21.321	24.190	194.9
14	1'32.115	21.504	24.957	20.983	24.671	190.1
15	1'32.296	21.541	25.100	21.045	24.610	192.5
16	1'31.891	21.827	24.873	20.945	24.246	189.4

8th 27 Antoine NATIVI — Racing Nativi team — FRA

Runs=1 Total laps=16 Full laps=15 Valid laps=14

1	1'35.379	23.699	25.330	21.673	24.677	97.5
2	1'33.162	22.156	25.065	21.364	24.577	182.1
3	1'32.683	21.756	25.099	21.342	24.486	190.4
4	1'31.813	21.442	24.918	21.172	24.281	194.9
5	1'31.944	21.453	24.990	21.241	24.260	195.2
6	1'31.937	21.527	25.019	21.179	24.212	194.2
7	1'31.717	21.287	25.030	21.183	24.217	195.6
8	1'31.949	21.475	25.173	21.133	24.168	196.0
9	1'31.842	21.485	25.108	21.173	24.076	196.3
10	1'32.278 *	21.307	25.186	21.672*	24.113	196.7
11	1'31.849	21.628	24.932	21.098	24.191	194.2
12	1'31.971	21.611	24.913	21.018	24.429	198.1
13	1'32.213	21.667	25.073	21.267	24.206	190.8

Lap	Lap Time	T1	T2	T3	T4	Speed
14	1'31.790	21.234	24.878	21.142	24.536	194.9
15	1'32.313	21.609	24.978	21.185	24.541	191.8
16	1'32.183	21.778	25.009	20.898	24.498	194.5

9th 26 Ben WIEGNER — JB-Racing — GER

Runs=1 Total laps=16 Full laps=15 Valid laps=15

1	1'37.283	25.194	25.576	21.806	24.707	106.0
2	1'32.877	21.941	25.016	21.631	24.289	191.4
3	1'32.273	21.454	24.880	21.708	24.231	191.8
4	1'31.992	21.642	24.802	21.262	24.286	188.4
5	1'32.365	21.654	25.048	21.388	24.275	187.8
6	1'31.630	21.387	24.712	21.338	24.193	188.4
7	1'31.475	21.325	24.690	21.212	24.248	188.1
8	1'31.716	21.448	24.682	21.372	24.214	189.1
9	1'31.446	21.169	24.775	21.350	24.152	192.5
10	1'32.016	21.460	25.004	21.441	24.111	194.5
11	1'32.127	21.708	24.849	21.380	24.190	192.5
12	1'31.951	21.670	24.917	21.231	24.133	191.1
13	1'31.896	21.734	24.637	21.287	24.238	192.1
14	1'31.775	21.290	24.825	21.120	24.540	192.5
15	1'32.556	21.678	24.963	21.129	24.786	188.8
16	1'31.764	21.691	24.896	21.007	24.170	192.1

10th 12 Martin VINCZE — VM Racing Team — HUN

Runs=1 Total laps=16 Full laps=15 Valid laps=15

1	1'36.639	24.921	25.683	21.484	24.551	109.2
2	1'32.338	21.739	25.057	21.266	24.276	191.8
3	1'32.740	21.840	25.062	21.329	24.509	194.9
4	1'32.027	21.676	24.897	21.210	24.244	194.5
5	1'31.830	21.517	24.894	21.224	24.195	190.4
6	1'31.892	21.588	24.914	21.194	24.196	191.8
7	1'31.996	21.493	24.997	21.161	24.345	192.5
8	1'31.939	21.500	24.985	21.206	24.248	194.2
9	1'31.834	21.545	24.762	21.285	24.242	190.4
10	1'32.345	21.576	24.966	21.337	24.466	193.8
11	1'31.885	21.568	24.968	21.105	24.244	193.2
12	1'31.871	21.507	25.061	21.230	24.073	191.8
13	1'31.859	21.679	24.787	21.078	24.315	193.5
14	1'31.832	21.504	24.764	21.133	24.431	194.2
15	1'32.194	21.606	24.934	21.146	24.508	192.5
16	1'32.086	21.941	25.003	21.038	24.104	192.5

11th 85 Alessandro BINDER — Kiefer Racing — SWI

Runs=1 Total laps=16 Full laps=15 Valid laps=14

1	1'36.056	24.255	25.426	21.637	24.738	108.1
2	1'32.608	21.699	25.193	21.180	24.536	191.8
3	1'32.770	22.051	24.926	21.321	24.472	191.8
4	1'31.768	21.546	24.659	21.177	24.386	192.1
5	1'31.986	21.507	24.840	21.249	24.390	190.8
6	1'31.990	21.692	24.948	21.055	24.295	189.4
7	1'31.838	21.390	24.940	21.038	24.470	192.1
8	1'31.948	21.508	24.982	21.107	24.351	192.5
9	1'31.615	21.240	25.051	21.173	24.151	192.5
10	1'32.059	21.644	24.845	21.310	24.260	189.8
11	1'32.032	21.806	24.908	21.134	24.184	190.4
12	1'32.178	21.898	24.970	21.102	24.208	191.8

Fastest Lap:	Julius FRELLSEN	Mass Sports Racing B	DEN	1'31.370	21.532	24.576	21.081	24.181

DORNA DATA PROCESSING ,TIMING SERVICE DORNA DATA PROCESSING TIMING SERVICE DORNA DATA PROCESSING TIMING SERVICE DORNA DATA PROCESSING TIMING SERVICE DORNA DATA PROCESSING TIMING SERVICE DORNA DATA PROCESSING TIMING SERVICE DORNA DATA PROCESSING TIMING SERVICE DORNA DATA PROCCEESSS

Lap	Lap Time	T1	T2	T3	T4	Speed
13	**1'32.016**	21.736	24.747	21.328	24.205	194.2
14	1'32.027 *	21.633	24.811	21.100	24.483*	189.4
15	**1'32.556**	21.875	25.201	20.997	24.483	189.4
16	**1'32.003**	21.849	24.968	20.974	24.212	194.2

12th 73 Zoltan KOVACS — Motomax Motorsport — HUN

Runs=1 Total laps=16 Full laps=15 Valid laps=15

1	1'36.451	24.761	25.646	21.462	24.582	116.7
2	**1'32.443**	21.737	25.050	21.153	24.503	191.4
3	**1'32.484**	21.707	24.912	21.398	24.467	194.5
4	**1'31.959**	21.691	24.826	21.017	24.425	191.8
5	**1'32.158**	21.729	24.994	21.183	24.252	192.1
6	**1'31.794**	21.481	24.912	21.068	24.333	190.1
7	**1'32.063**	21.484	25.001	21.231	24.347	194.2
8	**1'31.752**	21.470	24.764	21.246	24.272	194.5
9	**1'31.827**	21.359	24.967	21.293	24.208	192.1
10	**1'32.303**	21.701	24.977	21.449	24.176	194.2
11	**1'32.367**	21.811	24.872	21.161	24.523	192.8
12	**1'31.968**	21.508	24.980	21.282	24.198	190.8
13	**1'31.962**	21.740	24.806	21.186	24.230	189.1
14	**1'31.790**	21.505	24.774	21.238	24.273	190.8
15	**1'32.209**	21.613	25.184	21.088	24.324	190.1
16	**1'32.075**	21.925	24.954	21.007	24.189	195.2

13th 17 Thias WENZEL — Kiefer Racing — GER

Runs=1 Total laps=16 Full laps=15 Valid laps=13

1	1'36.672	24.421	25.672	21.646	24.933	117.1
2	**1'32.716**	22.296	24.904	21.298	24.218	185.2
3	**1'33.513**	21.753	25.628	21.816	24.316	194.5
4	**1'32.063**	21.637	24.934	21.277	24.215	193.5
5	**1'32.178**	21.628	24.839	21.336	24.375	191.1
6	**1'31.874**	21.604	24.797	21.303	24.170	193.8
7	**1'31.815**	21.514	24.788	21.335	24.178	191.8
8	**1'32.100**	21.431	24.976	21.331	24.362	190.8
9	**1'32.354**	21.516	25.018	21.525	24.295	190.1
10	1'32.517 *	21.508	25.052	21.545*	24.412	192.1
11	**1'32.930**	21.392	24.981	22.102	24.455	192.1
12	1'33.515 *	22.179	24.991	21.779*	24.566	188.1
13	**1'33.494**	21.559	25.209	21.986	24.740	188.4
14	**1'33.598**	21.782	25.250	21.978	24.588	188.1
15	**1'33.594**	21.704	25.250	21.944	24.696	187.1
16	**1'34.173**	21.725	25.257	22.174	25.017	186.8

14th 81 Daniel KRABACHER — Kini Bike World — AUT

Runs=1 Total laps=16 Full laps=15 Valid laps=12

1	1'38.056	25.396	26.050	22.068	24.542	115.8
2	**1'32.217**	21.705	24.775	21.390	24.347	187.8
3	**1'32.340**	21.556	24.865	21.411	24.508	191.4
4	**1'31.998**	21.695	24.732	21.236	24.335	188.4
5	**1'32.323**	21.665	24.941	21.345	24.372	186.8
6	**1'31.718**	21.521	24.673	21.321	24.203	188.8
7	**1'31.528**	21.455	24.539	21.347	24.187	187.1
8	1'31.910 *	21.584	24.807	21.317*	24.202	187.1
9	**1'32.415**	21.619	24.801	21.461	24.534	187.5
10	1'32.746 *	21.587	24.829	21.707*	24.623	184.9
11	**1'33.672**	21.775	25.055	22.049	24.793	184.6
12	1'33.454 *	21.701	25.102	21.825*	24.826	185.5
13	**1'33.525**	21.632	25.093	21.997	24.803	187.1
14	**1'33.640**	21.815	25.150	21.993	24.682	185.8
15	**1'33.608**	21.808	25.020	22.014	24.766	183.6
16	**1'34.059**	21.810	25.049	22.054	25.146	182.4

15th 46 Matteo MASILI — Mass Sports Racing B — ITA

Runs=1 Total laps=16 Full laps=15 Valid laps=15

1	1'56.409	44.777	25.262	21.684	24.686	77.3
2	**1'32.262**	21.755	24.789	21.480	24.238	187.1
3	**1'31.763**	21.465	24.779	21.344	24.175	187.1
4	**1'32.044**	21.452	24.735	21.672	24.185	187.1
5	**1'31.464**	21.418	24.652	21.295	24.099	186.5
6	**1'31.632**	21.373	24.770	21.309	24.180	187.5
7	**1'31.919**	21.397	24.870	21.403	24.249	187.8
8	**1'31.962**	21.380	24.880	21.462	24.240	188.1
9	**1'31.826**	21.319	24.796	21.474	24.237	187.1
10	**1'31.959**	21.445	24.740	21.460	24.314	187.8
11	**1'31.993**	21.375	24.753	21.573	24.292	187.1
12	**1'31.798**	21.223	24.798	21.532	24.245	188.1
13	**1'32.248**	21.364	24.808	21.550	24.526	187.8
14	**1'32.141**	21.338	24.931	21.510	24.362	186.5
15	**1'31.959**	21.295	24.787	21.473	24.404	187.5
16	**1'31.940**	21.369	24.761	21.405	24.405	186.8

16th 96 Swan EMPRIN — Swan 96# — FRA

Runs=1 Total laps=16 Full laps=15 Valid laps=15

1	1'38.486	24.997	26.407	22.058	25.024	120.0
2	**1'34.312**	21.636	25.562	21.985	25.129	193.5
3	**1'34.693**	21.771	25.667	22.245	25.010	191.4
4	**1'34.770**	21.897	25.700	22.132	25.041	190.1
5	**1'34.708**	21.837	25.641	22.175	25.055	189.4
6	**1'34.863**	22.015	25.616	22.226	25.006	189.8
7	**1'34.793**	22.007	25.638	22.077	25.071	189.1
8	**1'34.129**	21.951	25.470	21.851	24.857	189.8
9	**1'34.624**	21.893	25.652	22.095	24.984	191.1
10	**1'34.920**	21.902	25.811	22.228	24.979	190.8
11	**1'34.870**	21.934	25.615	22.264	25.057	189.4
12	**1'35.117**	21.813	25.734	22.369	25.201	190.4
13	**1'35.036**	22.062	25.609	22.244	25.121	189.8
14	**1'34.495**	22.011	25.753	21.864	24.867	188.8
15	**1'34.558**	21.727	25.699	21.808	25.324	192.1
16	**1'34.141**	21.782	25.479	22.028	24.852	189.4

17th 22 Alexander WEIZEL — Weizel Racing Team — GER

Runs=1 Total laps=16 Full laps=15 Valid laps=15

1	1'38.843	25.852	25.997	21.951	25.043	118.6
2	**1'35.093**	22.170	25.393	22.145	25.385	186.8
3	**1'35.496**	22.113	25.662	22.359	25.362	185.2
4	**1'34.900**	22.222	25.388	22.236	25.054	183.6
5	**1'35.498**	22.392	25.491	22.157	25.458	183.0
6	**1'34.814**	22.128	25.322	22.165	25.199	183.0
7	**1'33.259**	21.989	25.158	21.612	24.500	183.0
8	**1'33.907**	22.228	25.145	21.822	24.712	184.9
9	**1'33.803**	21.832	25.128	21.840	25.003	185.8
10	**1'34.810**	21.877	25.676	22.256	25.001	185.5

Fastest Lap: Julius FRELLSEN Mass Sports Racing B DEN **1'31.370** 21.532 24.576 21.081 24.181

DORNA DATA PROCESSING ,TIMING SERVICE DORNA DATA PROCESSING TIMING SERVICE DORNA DATA PROCESSING TIMING SERVICE DORNA DATA PROCESSING TIMING SERVICE DORNA DATA PROCESSING TIMING SERVICE DORNA DATA PROCESSING TIMING SERVICE DORNA DATA PROCESSING TIMING SERVICE DORNA DATA PROCCEESSS

Lap	Lap Time	T1	T2	T3	T4	Speed	Lap	Lap Time	T1	T2	T3	T4	Speed
11	**1'34.913**	21.988	25.522	22.248	25.155	187.1							
12	**1'35.112**	21.843	25.641	22.206	25.422	186.2							
13	**1'34.928**	22.171	25.399	22.242	25.116	185.8							
14	**1'34.207**	22.142	25.152	22.032	24.881	184.6							
15	**1'34.607**	22.107	25.342	22.002	25.156	183.0							
16	**1'34.470**	22.166	25.329	22.079	24.896	182.1							

18th 33 David SIDOROV

Arda Moto Racing Tea UKR

Runs=1 Total laps=16 Full laps=15 Valid laps=15

1	1'40.103	26.005	26.356	22.507	25.235	120.2
2	**1'35.923**	22.401	26.067	22.285	25.170	184.9
3	**1'35.386**	22.327	25.783	22.166	25.110	183.6
4	**1'36.391**	22.677	26.068	22.332	25.314	185.2
5	**1'36.014**	22.536	25.958	22.251	25.269	182.1
6	**1'35.629**	22.236	25.836	22.299	25.258	182.4
7	**1'35.645**	22.370	25.830	22.269	25.176	181.8
8	**1'35.800**	22.290	25.863	22.381	25.266	180.9
9	**1'36.809**	22.560	26.046	22.803	25.400	182.7
10	**1'36.355**	22.430	25.945	22.547	25.433	182.4
11	**1'36.281**	22.279	25.901	22.601	25.500	182.7
12	**1'36.269**	22.444	25.865	22.546	25.414	182.4
13	**1'36.724**	22.578	25.974	22.593	25.579	182.1
14	**1'36.601**	22.454	25.982	22.656	25.509	181.8
15	**1'36.969**	22.626	26.284	22.571	25.488	180.6
16	**1'36.982**	22.517	26.152	22.738	25.575	181.2

19th 23 Lorenzo PONTILLO

Junior Black Knights BEL

Runs=1 Total laps=12 Full laps=11 Valid laps=11

1	1'36.689	24.653	25.581	21.575	24.880	110.0
2	**1'32.515**	21.835	25.016	21.305	24.359	189.4
3	**1'32.442**	21.764	24.992	21.364	24.322	192.1
4	**1'31.877**	21.586	24.832	21.124	24.335	193.8
5	**1'31.856**	21.391	24.804	21.134	24.527	193.8
6	**1'31.728**	21.390	24.986	21.046	24.306	192.5
7	**1'32.151**	21.649	24.943	21.193	24.366	191.8
8	**1'32.378**	21.467	25.066	21.056	24.789	192.8
9	**1'32.009**	21.498	24.824	21.202	24.485	193.2
10	**1'31.773**	21.312	24.946	21.299	24.216	192.1
11	**1'31.701**	21.481	24.841	21.173	24.206	193.8
12	**1'31.664**	21.582	24.942	21.099	24.041	193.8

20th 54 Valdemar MELLGR

Nordgren Racing SWE

Runs=1 Total laps=4 Full laps=3 Valid laps=3

1	1'37.021	25.288	25.560	21.812	24.361	118.1
2	**1'33.050**	21.680	25.356	21.646	24.368	191.8
3	**1'33.180**	21.992	25.283	21.526	24.379	190.1
4	**1'32.402**	21.626	25.050	21.426	24.300	190.8

21st 31 Delano GREVEN

DG Motorsport NED

Runs=1 Total laps=3 Full laps=2 Valid laps=1

1	1'38.965	25.555	26.146	21.979	25.285	119.6
2	1'35.497 *	22.243	25.566	22.479*	25.209	185.5
3	**1'36.321**	22.481	25.790	22.500	25.550	182.7
	unfinished	22.883				178.8

Fastest Lap:	Julius FRELLSEN	Mass Sports Racing B	DEN	**1'31.370**	21.532	24.576	21.081	24.181

DORNA DATA PROCESSING ,TIMING SERVICE DORNA DATA PROCESSING TIMING SERVICE DORNA DATA PROCESSING TIMING SERVICE DORNA DATA PROCESSING TIMING SERVICE DORNA DATA PROCESSING TIMING SERVICE DORNA DATA PROCESSING TIMING SERVICE DORNA DATA PROCESSING TIMING SERVICE DORNA DATA PROCCEESSS

Sachsenring

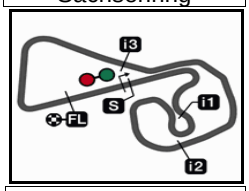

3671 m.

Results and timing service provided by TISSOT

NTC

LIQUI MOLY MOTORRAD GRAND PRIX DEUTSCHLAND

Official Starting Grid

Race : 16 laps = 58.736 km

1	**1** 1'31.080 **36 Jurrien VAN CRUGTEN** Honda	**2** 1'31.106 **27 Antoine NATIVI** Honda	**3** 1'31.273 **2 Tom ROLIN** Honda
2	**4** 1'31.318 **53 Levin PHOMMARA** Honda	**5** 1'31.436 **38 Tobias KITZBICHLER** Honda	**6** 1'31.436 **95 Richard IRMSCHER** Honda
3	**7** 1'31.440 **46 Matteo MASILI** Honda	**8** 1'31.539 **26 Ben WIEGNER** Honda	**9** 1'31.559 **85 Alessandro BINDER** Honda
4	**10** 1'31.594 **28 Ferre FLEERACKERS** Honda	**11** 1'31.597 **12 Martin VINCZE** Honda	**12** 1'31.781 **23 Lorenzo PONTILLO** Honda
5	**13** 1'31.822 **42 Julius FRELLSEN** Honda	**14** 1'31.918 **17 Thias WENZEL** Honda	**15** 1'32.121 **73 Zoltan KOVACS** Honda
6	**16** 1'32.148 **96 Swan EMPRIN** Honda	**17** 1'32.702 **81 Daniel KRABACHER** Honda	**18** 1'33.787 **54 Valdemar MELLGREN** Honda
7	**19** 1'34.167 **22 Alexander WEIZEL** Honda	**20** 1'35.567 **33 David SIDOROV** Honda	**21** 1'35.593 **31 Delano GREVEN** Honda

The results are provisional until the end of the limit for protest and appeals and until the ratification of the Event Management Committee.

Time limit for protest expires 60' at the latest after publication of the results - . ..... Time: .....

DORNA DATA PROCESSING ,TIMING SERVICE DORNA DATA PROCESSING TIMING SERVICE DORNA DATA PROCESSING TIMING SERVICE DORNA DATA PROCESSING TIMING SERVICE DORNA DATA PROCESSING TIMING SERVICE DORNA DATA PROCESSING TIMING SERVICE DORNA DATA PROCESSING TIMING SERVICE DORNA DATA PROCCEESS

NORTHERN TALENT CUP

FIM EUROPE

Sachsenring, Sunday, July 07, 2024

Sachsenring

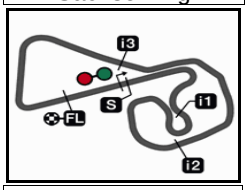

3671 m.

Results and timing service provided by TISSOT

NTC

LIQUI MOLY MOTORRAD GRAND PRIX DEUTSCHLAND

Race Nr.2

Lap Chart

Pos	1	2	3	4	5	6	7	8	9	10	11	12	13	14	15	16	17	18	19	20	21
Grid	36	27	2	53	38	95	46	26	85	28	12	23	42	17	73	96	81	54	22	33	31
Laps 1	38	36	28	27	2	53	42	95	85	73	12	17	23	54	26	81	96	22	31	33	46
2	36	38	2	28	42	53	27	85	95	73	12	23	17	54	26	81	96	22	31	33	46
3	36	38	2	28	42	53	95	27	73	85	23	12	26	81	17	54	96	22	31	33	46
4	2	38	36	42	53	28	95	27	85	73	23	12	26	81	17	54	96	22	33	46	
5	2	42	38	36	53	28	95	27	85	23	73	12	26	81	17	96	22	33	46		
6	42	36	2	38	53	28	95	27	23	85	73	12	26	81	17	96	22	46	33		
7	42	38	36	28	2	53	27	95	85	23	73	12	26	81	17	96	46	22	33		
8	38	36	28	2	53	42	27	95	85	73	12	26	23	81	17	46	96	22	33		
9	36	38	2	53	42	28	27	85	95	73	26	12	23	81	17	46	96	22	33		
10	36	53	2	42	38	28	85	27	95	26	73	23	12	81	17	46	96	22	33		
11	2	36	53	38	28	42	27	85	95	23	26	12	73	17	81	46	96	22	33		
12	38	53	2	42	36	27	28	95	23	85	26	12	73	17	81	46	96	22	33		
13	38	53	42	36	2	28	95	27	85	26	12	73	17	81	46	96	22	33			
14	2	28	53	42	36	38	27	95	26	85	12	73	17	81	46	22	96	33			
15	38	36	2	42	28	27	95	53	12	26	85	73	17	81	46	22	96	33			
16	36	38	2	53	42	28	95	27	26	12	85	73	17	81	46	96	22	33			

Winner Lapped rider

DORNA DATA PROCESSING TIMING SERVICE DORNA DATA PROCESSING TIMING SERVICE DORNA DATA PROCESSING TIMING SERVICE DORNA DATA PROCESSING TIMING SERVICE DORNA DATA PROCESSING TIMING SERVICE DORNA DATA PROCESSING TIMING SERVICE DORNA DATA PROCESSING TIMING SERVICE DORNA DATA PROCCEESSS

NORTHERN TALENT CUP

FIM EUROPE

Sachsenring, Sunday, July 07, 2024

Sachsenring

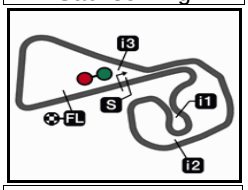

3671 m.

Results and timing service provided by TISSOT

NTC

LIQUI MOLY MOTORRAD GRAND PRIX DEUTSCHLAND

Race Nr.2

Fastest Lap of Each Rider

		Rider	Nation	Team	Motorcycle	Time	Lap	Total	Gap	
1	42	**Julius FRELLSEN**	DEN	Mass Sports Racing By JRP Motors	HONDA	**1'31.370**	3	16		
2	28	**Ferre FLEERACKERS**	BEL	Junior Black Knights	HONDA	**1'31.398**	13	16	0.028	0.028
3	36	**Jurrien VAN CRUGTEN**	NED	BB64 Academy	HONDA	**1'31.406**	13	16	0.036	0.008
4	26	**Ben WIEGNER**	GER	JB-Racing	HONDA	**1'31.446**	9	16	0.076	0.040
5	53	**Levin PHOMMARA**	SWI	Phommara-Racing	HONDA	**1'31.453**	3	16	0.083	0.007
6	46	**Matteo MASILI**	ITA	Mass Sports Racing By JRP Motors	HONDA	**1'31.464**	5	16	0.094	0.011
7	81	**Daniel KRABACHER**	AUT	Kini Bike World	HONDA	**1'31.528**	7	16	0.158	0.064
8	38	**Tobias KITZBICHLER**	AUT	Racingteam Kitzbichler	HONDA	**1'31.556**	12	16	0.186	0.028
9	2	**Tom ROLIN**	BEL	Junior Black Knights	HONDA	**1'31.565**	2	16	0.195	0.009
10	85	**Alessandro BINDER**	SWI	Kiefer Racing	HONDA	**1'31.615**	9	16	0.245	0.050
11	23	**Lorenzo PONTILLO**	BEL	Junior Black Knights	HONDA	**1'31.664**	12	12	0.294	0.049
12	27	**Antoine NATIVI**	FRA	Racing Nativi team	HONDA	**1'31.717**	7	16	0.347	0.053
13	95	**Richard IRMSCHER**	GER	Racingteam Irmscher	HONDA	**1'31.729**	4	16	0.359	0.012
14	73	**Zoltan KOVACS**	HUN	Motomax Motorsport	HONDA	**1'31.752**	8	16	0.382	0.023
15	17	**Thias WENZEL**	GER	Kiefer Racing	HONDA	**1'31.815**	7	16	0.445	0.063
16	12	**Martin VINCZE**	HUN	VM Racing Team	HONDA	**1'31.830**	5	16	0.460	0.015
17	54	**Valdemar MELLGREN**	SWE	Nordgren Racing	HONDA	**1'32.402**	4	4	1.032	0.572
18	22	**Alexander WEIZEL**	GER	Weizel Racing Team	HONDA	**1'33.259**	7	16	1.889	0.857
19	96	**Swan EMPRIN**	FRA	Swan 96#	HONDA	**1'34.129**	8	16	2.759	0.870
20	33	**David SIDOROV**	UKR	Arda Moto Racing Team	HONDA	**1'35.386**	3	16	4.016	1.257
21	31	**Delano GREVEN**	NED	DG Motorsport	HONDA	**1'36.321**	3	3	4.951	0.935

DORNA DATA PROCESSING ,TIMING SERVICE DORNA DATA PROCESSING TIMING SERVICE DORNA DATA PROCESSING TIMING SERVICE DORNA DATA PROCESSING TIMING SERVICE DORNA DATA PROCESSING TIMING SERVICE DORNA DATA PROCESSING
TIMING SERVICE DORNA DATA PROCESSING TIMING SERVICE DORNA DATA PROCESSING TIMING SERVICE DORNA DATA PROCCEESSS

NORTHERN TALENT CUP

FIM EUROPE

Sachsenring, Sunday, July 07, 2024

Sachsenring

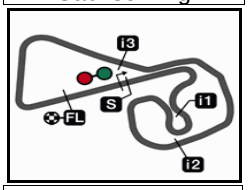

3671 m.

Results and timing service provided by TISSOT

NTC

LIQUI MOLY MOTORRAD GRAND PRIX DEUTSCHLAND

Race Nr.2

Analysis by Lap

Num Lap Time Gap

Lap 1

38	1'34.266	
36	1'34.292	0.026
28	1'35.352	1.086
27	1'35.379	1.113
2	1'35.507	1.241
53	1'35.814	1.548
42	1'35.851	1.585
95	1'35.998	1.732
85	1'36.056	1.790
73	1'36.451	2.185
12	1'36.639	2.373
17	1'36.672	2.406
23	1'36.689	2.423
54	1'37.021	2.755
26	1'37.283	3.017
81	1'38.056	3.790
96	1'38.486	4.220
22	1'38.843	4.577
31	1'38.965	4.699
33	1'40.103	5.837
46	1'56.409	22.143

Lap 2

36	1'32.425	
38	1'32.613	0.162
2	1'31.565	0.355
28	1'31.974	0.609
42	1'32.402	1.536
53	1'32.496	1.593
27	1'33.162	1.824
85	1'32.608	1.947
95	1'32.781	2.062
73	1'32.443	2.177
12	1'32.338	2.260
23	1'32.515	2.487
17	1'32.716	2.671
54	1'33.050	3.354
26	1'32.877	3.443
81	1'32.217	3.556
96	1'34.312	6.081
22	1'35.093	7.219
31	1'35.497	7.745
33	1'35.923	9.309
46	1'32.262	21.954

Lap 3

36	1'32.182	
38	1'32.098	0.078
2	1'32.033	0.206
28	1'31.936	0.363
42	1'31.370	0.724
53	1'31.453	0.864
95	1'32.223	2.103
27	1'32.683	2.325
73	1'32.484	2.479
85	1'32.770	2.535
23	1'32.442	2.747
12	1'32.740	2.818
26	1'32.273	3.534
81	1'32.340	3.714
17	1'33.513	4.002
54	1'33.180	4.352
96	1'34.693	8.592
22	1'35.496	10.533
31	1'36.321	11.884
33	1'35.386	12.513
46	1'31.763	21.535

Lap 4

2	1'32.283	
38	1'32.533	0.122
36	1'32.679	0.190
42	1'32.101	0.336
53	1'32.047	0.422
28	1'32.634	0.508
95	1'31.729	1.343
27	1'31.813	1.649
85	1'31.768	1.814
73	1'31.959	1.949
23	1'31.877	2.135
12	1'32.027	2.356
26	1'31.992	3.037
81	1'31.998	3.223
17	1'32.063	3.576
54	1'32.402	4.265
96	1'34.770	10.873
22	1'34.900	12.944
33	1'36.391	16.415
46	1'32.044	21.090

Lap 5

2	1'32.361	
42	1'32.134	0.109
38	1'32.443	0.204
36	1'32.527	0.356
53	1'32.358	0.419
28	1'32.336	0.483
95	1'31.763	0.745
27	1'31.944	1.232
85	1'31.986	1.439
23	1'31.856	1.630
73	1'32.158	1.746
12	1'31.830	1.825
26	1'32.365	3.041
81	1'32.323	3.185
17	1'32.178	3.393
96	1'34.708	13.220
22	1'35.498	16.081
33	1'36.014	20.068
46	1'31.464	20.193

Lap 6

42	1'31.799	
36	1'31.785	0.233
2	1'32.224	0.316
38	1'32.117	0.413
53	1'31.988	0.499
28	1'31.977	0.552
95	1'32.163	1.000
27	1'31.937	1.261
23	1'31.728	1.450
85	1'31.990	1.521
73	1'31.794	1.632
12	1'31.892	1.809
26	1'31.630	2.763
81	1'31.718	2.995
17	1'31.874	3.359
96	1'34.863	16.175
22	1'34.814	18.987
46	1'31.632	19.917
33	1'35.629	23.789

Lap 7

42	1'32.068	
38	1'31.775	0.120
36	1'32.078	0.243
28	1'31.893	0.377
2	1'32.214	0.462
53	1'32.213	0.644
27	1'31.717	0.910
95	1'32.239	1.171
85	1'31.838	1.291
23	1'32.151	1.533
73	1'32.063	1.627
12	1'31.996	1.737
26	1'31.475	2.170
81	1'31.528	2.455
17	1'31.815	3.106
96	1'34.793	18.900
46	1'31.919	19.768
22	1'33.259	20.178
33	1'35.645	27.366

Lap 8

38	1'31.924	
36	1'31.938	0.137
28	1'31.881	0.214
2	1'31.896	0.314
53	1'31.835	0.435
42	1'32.566	0.522
27	1'31.949	0.815
95	1'31.964	1.091
85	1'31.948	1.195
73	1'31.752	1.335
12	1'31.939	1.632
26	1'31.716	1.842
23	1'32.378	1.867
81	1'31.910	2.321
17	1'32.100	3.162
46	1'31.962	19.686
96	1'34.129	20.985
22	1'33.907	22.041
33	1'35.800	31.122

Lap 9

36	1'31.818	
38	1'32.044	0.089
2	1'31.822	0.181
53	1'31.803	0.283
42	1'31.716	0.283
28	1'32.077	0.336
27	1'31.842	0.702
85	1'31.615	0.855
95	1'31.960	1.096
73	1'31.827	1.207
26	1'31.446	1.333
12	1'31.834	1.511
23	1'32.009	1.921
81	1'32.415	2.781
17	1'32.354	3.561
46	1'31.826	19.557
96	1'34.624	23.654
22	1'33.803	23.889
33	1'36.809	35.976

Lap 10

36	1'32.080	
53	1'31.884	0.087
2	1'32.068	0.169
42	1'32.163	0.366
38	1'32.393	0.402
28	1'32.315	0.571
85	1'32.059	0.834
27	1'32.278	0.900
95	1'32.098	1.114
26	1'32.016	1.269
73	1'32.303	1.430
23	1'31.773	1.614
12	1'32.345	1.776
81	1'32.746	3.447
17	1'32.517	3.998
46	1'31.959	19.436
96	1'34.920	26.494
22	1'34.810	26.619
33	1'36.355	40.251

Lap 11

2	1'31.935	
36	1'32.117	0.013
53	1'32.147	0.130
38	1'31.899	0.197
28	1'31.950	0.417
42	1'32.172	0.434
27	1'31.849	0.645
85	1'32.032	0.762
95	1'31.988	0.998
23	1'31.701	1.211
26	1'32.127	1.292
12	1'31.885	1.557
73	1'32.367	1.693
17	1'32.930	4.824
81	1'33.672	5.015
46	1'31.993	19.325
96	1'34.870	29.260
22	1'34.913	29.428
33	1'36.281	44.428

Lap 12

38	1'31.556	
53	1'31.705	0.082
2	1'31.881	0.128
42	1'31.677	0.358
36	1'32.547	0.807
27	1'31.971	0.863
28	1'32.290	0.954
95	1'31.813	1.058
23	1'31.664	1.122
85	1'32.178	1.187
26	1'31.951	1.490
12	1'31.871	1.675
73	1'31.968	1.908
17	1'33.515	6.586
81	1'33.454	6.716
46	1'31.798	19.370
96	1'35.117	32.624
22	1'35.112	32.787
33	1'36.269	48.944

Lap 13

38	1'31.881	
53	1'31.878	0.079
42	1'31.729	0.206
36	1'31.406	0.332
2	1'32.174	0.421
28	1'31.398	0.471
95	1'31.911	1.088
27	1'32.213	1.195
85	1'32.016	1.322
26	1'31.896	1.505
12	1'31.859	1.653
73	1'31.962	1.989
17	1'33.494	8.199
81	1'33.525	8.360
46	1'32.248	19.737
96	1'35.036	35.779
22	1'34.928	35.834
33	1'36.724	53.787

Lap 14

2	1'31.779	
28	1'31.791	0.062
53	1'32.316	0.195
42	1'32.314	0.320
36	1'32.488	0.620
38	1'32.958	0.758
27	1'31.790	0.785
95	1'32.115	1.003
26	1'31.775	1.080
85	1'32.027	1.149
12	1'31.832	1.285
73	1'31.790	1.579
17	1'33.598	9.597
81	1'33.640	9.800
46	1'32.141	19.678
22	1'34.207	37.841
96	1'34.495	38.074
33	1'36.601	58.188

☐ Lapped rider

DORNA DATA PROCESSING ,TIMING SERVICE DORNA DATA PROCESSING TIMING SERVICE DORNA DATA PROCESSING TIMING SERVICE DORNA DATA PROCESSING TIMING SERVICE DORNA DATA PROCESSING TIMING SERVICE DORNA DATA PROCESSING TIMING SERVICE DORNA DATA PROCESSING TIMING SERVICE DORNA DATA PROCCEESSS

NORTHERN TALENT CUP

FIM EUROPE

Num	Lap Time	Gap

Lap 15

38	1'31.901	
36	1'32.158	0.119
2	1'32.847	0.188
42	1'32.650	0.311
28	1'32.920	0.323
27	1'32.313	0.439
95	1'32.296	0.640
53	1'33.146	0.682
12	1'32.194	0.820
26	1'32.556	0.977
85	1'32.556	1.046
73	1'32.209	1.129
17	1'33.594	10.532
81	1'33.608	10.749
46	1'31.959	18.978
22	1'34.607	39.789
96	1'34.558	39.973
33	1'36.969	1'02.498

Lap 16

36	1'31.879	
38	1'32.079	0.081
2	1'31.995	0.185
53	1'31.509	0.193
42	1'32.065	0.378
28	1'32.138	0.463
95	1'31.891	0.533
27	1'32.183	0.624
26	1'31.764	0.743
12	1'32.086	0.908
85	1'32.003	1.051
73	1'32.075	1.206
17	1'34.173	12.707
81	1'34.059	12.810
46	1'31.940	18.920
96	1'34.141	42.116
22	1'34.470	42.261
33	1'36.982	1'07.482

Lapped rider

DORNA DATA PROCESSING ,TIMING SERVICE DORNA DATA PROCESSING TIMING SERVICE DORNA DATA PROCESSING TIMING SERVICE DORNA DATA PROCESSING TIMING SERVICE DORNA DATA PROCESSING TIMING SERVICE DORNA DATA PROCESSING TIMING SERVICE DORNA DATA PROCESSING TIMING SERVICE DORNA DATA PROCCEESSS

Sachsenring

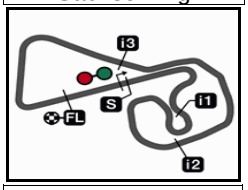

3671 m.

Results and timing service provided by TISSOT

NTC

LIQUI MOLY MOTORRAD GRAND PRIX DEUTSCHLAND

After the **Race Nr.2**

Event Best Maximum Speed

	Rider	Nation	Team	Motorcycle	Km/h	
27	**Antoine NATIVI**	**FRA**	Racing Nativi team	HONDA	**198.1**	Race Nr.2
2	**Tom ROLIN**	**BEL**	Junior Black Knights	HONDA	**195.6**	Race Nr.2
73	**Zoltan KOVACS**	**HUN**	Motomax Motorsport	HONDA	**195.2**	Race Nr.2
95	**Richard IRMSCHER**	**GER**	Racingteam Irmscher	HONDA	**194.9**	Race Nr.2
23	**Lorenzo PONTILLO**	**BEL**	Junior Black Knights	HONDA	**194.9**	Race Nr.2
12	**Martin VINCZE**	**HUN**	VM Racing Team	HONDA	**194.9**	Race Nr.2
28	**Ferre FLEERACKERS**	**BEL**	Junior Black Knights	HONDA	**194.9**	Race Nr.2
17	**Thias WENZEL**	**GER**	Kiefer Racing	HONDA	**194.5**	Race Nr.2
26	**Ben WIEGNER**	**GER**	JB-Racing	HONDA	**194.5**	Race Nr.2
38	**Tobias KITZBICHLER**	**AUT**	Racingteam Kitzbichler	HONDA	**194.2**	Race Nr.2
85	**Alessandro BINDER**	**SWI**	Kiefer Racing	HONDA	**194.2**	Race Nr.2
53	**Levin PHOMMARA**	**SWI**	Phommara-Racing	HONDA	**193.8**	Race Nr.2
42	**Julius FRELLSEN**	**DEN**	Mass Sports Racing By JRP Motor	HONDA	**193.8**	Race Nr.2
96	**Swan EMPRIN**	**FRA**	Swan 96#	HONDA	**193.5**	Race Nr.2
36	**Jurrien VAN CRUGTEN**	**NED**	BB64 Academy	HONDA	**193.2**	Race Nr.2
54	**Valdemar MELLGREN**	**SWE**	Nordgren Racing	HONDA	**191.8**	Race Nr.2
81	**Daniel KRABACHER**	**AUT**	Kini Bike World	HONDA	**191.4**	Race Nr.2
46	**Matteo MASILI**	**ITA**	Mass Sports Racing By JRP Motor	HONDA	**188.1**	Race Nr.2
22	**Alexander WEIZEL**	**GER**	Weizel Racing Team	HONDA	**187.1**	Race Nr.2
31	**Delano GREVEN**	**NED**	DG Motorsport	HONDA	**185.5**	Race Nr.2
33	**David SIDOROV**	**UKR**	Arda Moto Racing Team	HONDA	**185.2**	Race Nr.2

DORNA DATA PROCESSING TIMING SERVICE DORNA DATA PROCESSING TIMING SERVICE DORNA DATA PROCESSING TIMING SERVICE DORNA DATA PROCESSING TIMING SERVICE DORNA DATA PROCESSING TIMING SERVICE DORNA DATA PROCESSING
TIMING SERVICE DORNA DATA PROCESSING TIMING SERVICE DORNA DATA PROCESSING TIMING SERVICE DORNA DATA PROCCEESSS

NORTHERN TALENT CUP

FIM EUROPE

Sachsenring, Sunday, July 07, 2024

Sachsenring

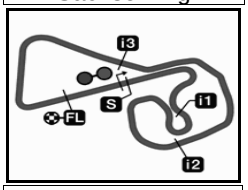

3671 m.

Results and timing service provided by TISSOT

NTC

LIQUI MOLY MOTORRAD GRAND PRIX DEUTSCHLAND

Championship Classification

	Rider	Nation	Points	NED	NED	SAC	SAC	OSC	OSC	CZE	CZE	GER	GER
1	**VAN CRUGTEN Jurrien**	NED	**157**	16	20	25	0	0	8	25	25	13	25
2	**KITZBICHLER Tobias**	AUT	**131**	11	25	0	0	5	5	20	20	25	20
3	**NATIVI Antoine**	FRA	**111**	25	16	16	0	13	2	11	0	20	8
4	**IRMSCHER Richard**	GER	**109**	0	8	9	13	20	25	0	16	9	9
5	**FLEERACKERS Ferre**	BEL	**101**	9	13	4	0	16	16	16	11	6	10
6	**MASILI Matteo**	ITA	**100**	8	4	5	20	11	20	13	13	5	1
7	**ROLIN Tom**	BEL	**89**	0	5	20	25	0	0	0	7	16	16
8	**BINDER Alessandro**	SWI	**80**	10	11	10	0	6	9	8	10	11	5
9	**PHOMMARA Levin**	SWI	**69**	13	10	11	0	3	0	6	5	8	13
10	**WENZEL Thias**	GER	**67**	20	9	3	0	8	10	10	0	4	3
11	**WIEGNER Ben**	GER	**52**	6	1	13	16	4	4	0	0	1	7
12	**FRELLSEN Julius**	DEN	**50**	0	0	0	0	25	7	0	0	7	11
13	**SCHNEIDER Dustin**	GER	**50**	7	6	8	8	10	11	0	0	-	-
14	**KUIL Tom**	NED	**44**	5	0	6	11	9	13	0	0	-	-
15	**VINCZE Martin**	HUN	**43**	1	0	7	9	2	1	7	8	2	6
16	**PONTILLO Lorenzo**	BEL	**31**	0	0	2	10	7	3	0	9	0	-
17	**KOVACS Zoltan**	HUN	**23**	3	0	0	7	0	0	5	4	0	4
18	**MELLGREN Valdemar**	SWE	**22**	4	2	0	0	0	0	3	3	10	-
19	**EMPRIN Swan**	FRA	**21**	2	7	0	5	1	0	4	2	0	0
20	**KRABACHER Daniel**	AUT	**20**	0	0	0	0	0	0	9	6	3	2
21	**SCHOO Kyano**	NED	**13**	0	0	1	6	0	6	0	0	-	-
22	**GREVEN Delano**	NED	**4**	0	0	0	4	0	0	0	0	0	-
23	**ZELENAK Anakin**	GER	**3**	0	3	0	0	0	0	0	0	-	-
24	**WEIZEL Alexander**	GER	**2**	0	0	0	0	0	0	1	1	0	0
25	**SIDOROV David**	UKR	**0**	0	0	0	0	0	0	0	0	0	0

DORNA DATA PROCESSING ,TIMING SERVICE DORNA DATA PROCESSING TIMING SERVICE DORNA DATA PROCESSING TIMING SERVICE DORNA DATA PROCESSING TIMING SERVICE DORNA DATA PROCESSING TIMING SERVICE DORNA DATA PROCESSING
TIMING SERVICE DORNA DATA PROCESSING TIMING SERVICE DORNA DATA PROCESSING TIMING SERVICE DORNA DATA PROCCEESS

NORTHERN TALENT CUP

FIM EUROPE

Sachsenring, Sunday, July 07, 2024