

Results and timing service provided by **TISSOT**

NTC

LIQUI MOLY MOTORRAD GRAND PRIX DEUTSCHLAND

Race Nr.1

Classification after 15 laps = 55.065 km

Pos		Rider	Nation	Team	Motorcycle	Total Time	Km/h	Gap
1	25	38 Tobias KITZBICHLER	AUT	Racingteam Kitzbichler	HONDA	25'52.905	127.6	
2	20	27 Antoine NATIVI	FRA	Racing Nativi team	HONDA	26'00.128	127.0	7.223
3	16	2 Tom ROLIN	BEL	Junior Black Knights	HONDA	26'00.352	127.0	7.447
4	13	36 Jurrien VAN CRUGTEN	NED	BB64 Academy	HONDA	26'00.528	127.0	7.623
5	11	85 Alessandro BINDER	SWI	Kiefer Racing	HONDA	26'06.230	126.5	13.325
6	10	54 Valdemar MELLGREN	SWE	Nordgren Racing	HONDA	26'11.794	126.1	18.889
7	9	95 Richard IRMSCHER	GER	Racingteam Irmscher	HONDA	26'12.219	126.0	19.314
8	8	53 Levin PHOMMARA	SWI	Phommara-Racing	HONDA	26'12.665	126.0	19.760
9	7	42 Julius FRELLSEN	DEN	Mass Sports Racing By JRP Motor	HONDA	26'15.738	125.8	22.833
10	6	28 Ferre FLEERACKERS	BEL	Junior Black Knights	HONDA	26'22.466	125.2	29.561
11	5	46 Matteo MASILI	ITA	Mass Sports Racing By JRP Motor	HONDA	26'30.836	124.6	37.931
12	4	17 Thias WENZEL	GER	Kiefer Racing	HONDA	26'31.096	124.5	38.191
13	3	81 Daniel KRABACHER	AUT	Kini Bike World	HONDA	26'33.786	124.3	40.881
14	2	12 Martin VINCZE	HUN	VM Racing Team	HONDA	26'34.723	124.3	41.818
15	1	26 Ben WIEGNER	GER	JB-Racing	HONDA	26'36.548	124.1	43.643
16		23 Lorenzo PONTILLO	BEL	Junior Black Knights	HONDA	26'36.973	124.1	44.068
17		73 Zoltan KOVACS	HUN	Motomax Motorsport	HONDA	26'50.294	123.1	57.389
18		22 Alexander WEIZEL	GER	Weizel Racing Team	HONDA	27'08.984	121.6	1'16.079
19		31 Delano GREVEN	NED	DG Motorsport	HONDA	27'10.283	121.5	1'17.378
20		96 Swan EMPRIN	FRA	Swan 96#	HONDA	27'28.055	120.2	1'35.150
21		33 David SIDOROV	UKR	Arda Moto Racing Team	HONDA	27'28.177	120.2	1'35.272

Race condition: Wet

Air: 19°
Humidity: 85%
Ground: 24°

Pole Position:

Fastest Lap:	Lap 15	Levin PHOMMARA	1'41.913	129.6 Km/h
---------------------	--------	-----------------------	-----------------	------------

18:20'06

18:28'23

18:31'48

18:34'26

18:35'19

SIGHTING LAP START

All bikes on grid

WARM UP LAP START

RACE START

No jump starts

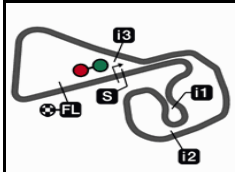
The results are provisional until the end of the limit for protest and appeals.

Time limit for protest expires 60' after publication of the results - Time:

DORNA DATA PROCESSING TIMING SERVICE DORNA DATA PROCESSING TIMING SERVICE DORNA DATA PROCESSING TIMING SERVICE DORNA DATA PROCESSING TIMING SERVICE DORNA DATA PROCESSING TIMING SERVICE DORNA DATA PROCESSING TIMING SERVICE DORNA DATA PROCESSING TIMING SERVICE DORNA DATA PROCESSING



Sachsenring, Saturday, July 06, 2024



3671 m.

LIQUI MOLY MOTORRAD GRAND PRIX DEUTSCHLAND


Race Nr.1

Top Speed & Average

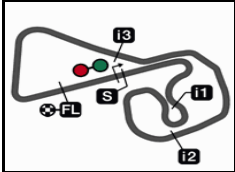


Rider	Nation	Motorcycle	Top 5 speeds					Average	Top
27 Antoine NATIVI	FRA	HONDA	187.5	187.1	187.1	187.1	187.1	187.2	187.5
54 Valdemar MELLGREN	SWE	HONDA	187.1	185.5	184.9	184.9	183.6	185.2	187.1
95 Richard IRMSCHER	GER	HONDA	186.8	186.2	185.8	185.2	185.2	185.8	186.8
17 Thias WENZEL	GER	HONDA	186.2	184.9	184.6	184.3	183.3	184.4	186.2
28 Ferre FLEERACKERS	BEL	HONDA	186.2	186.2	185.8	185.2	184.6	185.4	186.2
42 Julius FRELLSEN	DEN	HONDA	186.2	183.6	183.3	183.3	181.8	183.3	186.2
46 Matteo MASILI	ITA	HONDA	186.2	185.5	184.9	184.9	184.9	185.3	186.2
53 Levin PHOMMARA	SWI	HONDA	185.5	184.9	183.3	182.1	181.8	183.2	185.5
2 Tom ROLIN	BEL	HONDA	184.9	184.6	183.9	183.9	183.9	184.2	184.9
73 Zoltan KOVACS	HUN	HONDA	184.9	183.6	183.3	182.1	182.1	183.0	184.9
12 Martin VINCZE	HUN	HONDA	184.3	183.3	183.0	182.1	182.1	183.0	184.3
23 Lorenzo PONTILLO	BEL	HONDA	184.3	184.3	183.9	183.0	182.7	183.6	184.3
36 Jurrien VAN CRUGTEN	NED	HONDA	184.3	184.3	183.6	183.3	183.3	183.7	184.3
85 Alessandro BINDER	SWI	HONDA	183.9	183.0	182.7	182.1	182.1	182.8	183.9
96 Swan EMPRIN	FRA	HONDA	183.6	183.3	183.0	182.4	181.8	182.8	183.6
26 Ben WIEGNER	GER	HONDA	183.3	183.0	181.2	181.2	181.2	181.8	183.3
38 Tobias KITZBICHLER	AUT	HONDA	182.7	182.7	182.4	182.1	182.1	182.3	182.7
81 Daniel KRABACHER	AUT	HONDA	182.4	182.4	181.8	181.2	180.9	181.6	182.4
22 Alexander WEIZEL	GER	HONDA	178.8	178.5	178.5	178.5	178.2	178.4	178.8
33 David SIDOROV	UKR	HONDA	178.2	177.6	177.3	177.0	176.7	177.3	178.2
31 Delano GREVEN	NED	HONDA	174.7	172.5	172.5	172.2	171.9	172.6	174.7

Sachsenring

Results and timing service provided by  TISSOT

NTC




LIQUI MOLY MOTORRAD GRAND PRIX DEUTSCHLAND

Race Nr.1

Fastest Laps Sequence

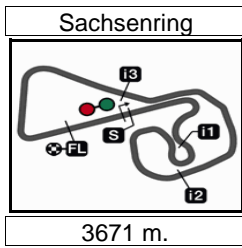
3671 m.

Lap	Race Time	 Rider	Nation	Motorcycle	Time	Km/h	Riders's Lap
2	3'28.778	38 Tobias KITZBICHLER	AUT	HONDA	1'43.633	127.5	2
3	5'11.975	38 Tobias KITZBICHLER	AUT	HONDA	1'43.197	128.0	3
4	6'55.073	38 Tobias KITZBICHLER	AUT	HONDA	1'43.098	128.1	4
7	12'04.238	38 Tobias KITZBICHLER	AUT	HONDA	1'42.796	128.5	7
15	26'00.128	27 Antoine NATIVI	FRA	HONDA	1'42.342	129.1	15
15	26'12.665	53 Levin PHOMMARA	SWI	HONDA	1'41.913	129.6	15

DORNA DATA PROCESSING TIMING SERVICE DORNA DATA PROCESSING TIMING SERVICE DORNA DATA PROCESSING TIMING SERVICE DORNA DATA PROCESSING TIMING SERVICE DORNA DATA PROCESSING TIMING SERVICE DORNA DATA PROCESSING TIMING SERVICE DORNA DATA PROCESSING TIMING SERVICE DORNA DATA PROCESSING TIMING SERVICE DORNA DATA PROCESSING TIMING SERVICE DORNA DATA PROCESSING TIMING SERVICE DORNA DATA PROCCESSSS



Sachsenring, Saturday, July 06, 2024



Results and timing service provided by TISSOT

NTC

LIQUI MOLY MOTORRAD GRAND PRIX DEUTSCHLAND

Race Nr.1

Chronological Analysis of Performances

* Lap / Sector time cancelled *T1* Time from finish line to 1st intermediate *T3* Time from 2nd intermed. to 3rd intermed.
P Crossing the finish line in pit lane *T2* Time from 1st intermed. to 2nd intermed. *T4* Time from 3rd intermediate to finish line

Lap	Lap Time	T1	T2	T3	T4	Speed	Lap	Lap Time	T1	T2	T3	T4	Speed	
1st	38	Tobias KITZBICHLE Racingteam Kitzbichle AUT						9	1'43.554	23.703	28.349	24.200	27.302	183.3
		Runs=1	Total laps=15	Full laps=14	Valid laps=14		10	1'44.365	23.835	28.704	24.354	27.472	182.7	
1	1'45.145	24.664	28.926	24.261	27.294	102.3	11	1'43.965	23.934	28.659	24.103	27.269	183.9	
2	1'43.633	24.299	28.410	23.998	26.926	180.9	12	1'43.511	23.868	28.275	24.011	27.357	183.0	
3	1'43.197	23.947	28.483	23.968	26.799	181.2	13	1'43.487	23.959	28.351	23.837	27.340	182.1	
4	1'43.098	23.862	28.509	23.899	26.828	181.5	14	1'43.003	23.806	28.267	23.817	27.113	182.7	
5	1'43.158	23.851	28.493	24.073	26.741	182.1	15	1'42.871	23.644	28.149	23.815	27.263	182.7	
6	1'43.211	23.735	28.472	24.061	26.943	182.7								
7	1'42.796	23.709	28.498	23.783	26.806	182.7								
8	1'43.287	23.917	28.643	23.836	26.891	182.1								
9	1'43.283	23.766	28.484	24.149	26.884	181.2								
10	1'43.274	23.770	28.430	24.034	27.040	182.1								
11	1'43.931	24.023	28.640	24.209	27.059	181.5								
12	1'44.316	24.004	28.890	24.149	27.273	181.2								
13	1'43.070	23.697	28.365	23.999	27.009	182.1								
14	1'43.387	24.002	28.319	24.038	27.028	182.4								
15	1'44.119	23.822	28.469	24.240	27.588	182.1								
4th	36	Jurrien VAN CRUGT BB64 Academy NED						9	1'43.515	23.761	28.553	24.032	27.169	183.3
		Runs=1	Total laps=15	Full laps=14	Valid laps=14		10	1'44.322	23.896	28.886	24.075	27.465	184.3	
1	1'46.957	25.105	29.625	24.564	27.663	93.1	11	1'43.885	23.843	28.617	24.089	27.336	183.6	
2	1'45.292	24.194	29.190	24.405	27.503	180.0	12	1'43.663	23.626	28.492	24.247	27.298	179.7	
3	1'44.425	23.813	28.903	24.345	27.364	181.5	13	1'43.506	23.595	28.548	24.125	27.238	183.0	
4	1'43.492	23.638	28.639	24.082	27.133	180.6	14	1'43.327	23.441	28.419	23.984	27.483	183.3	
5	1'44.128	23.747	29.127	24.158	27.096	183.0	15	1'42.558	23.508	28.252	23.506	27.292	184.3	
6	1'43.595	23.730	28.680	24.150	27.035	183.3								
7	1'43.390	23.545	28.615	24.122	27.108	180.6								
8	1'44.473	23.704	28.772	24.397	27.600	180.0								
5th	85	Alessandro BINDER Kiefer Racing SWI						9	1'44.439	23.763	28.439	24.743	27.494	181.8
		Runs=1	Total laps=15	Full laps=14	Valid laps=14		10	1'43.873	23.798	28.267	24.107	27.701	179.4	
1	1'47.966	26.456	29.806	24.369	27.335	107.0	11	1'44.260	23.824	28.529	24.135	27.772	181.5	
2	1'44.192	24.148	28.570	24.106	27.368	178.8	12	1'44.026	23.999	28.152	24.074	27.801	177.9	
3	1'44.689	24.064	28.795	24.284	27.546	178.8	13	1'44.705	23.789	28.456	24.233	28.227	177.9	
4	1'43.877	23.963	28.462	24.159	27.293	183.9	14	1'44.439	23.997	28.392	24.152	27.898	176.1	
5	1'43.955	23.935	28.570	24.226	27.224	182.7	15	1'44.557	23.858	28.300	24.222	28.177	178.2	
6	1'43.951	23.934	28.511	24.188	27.318	182.1								
7	1'43.624	23.856	28.160	24.160	27.448	183.0								
8	1'43.677	23.841	28.270	24.140	27.426	182.1								
3rd	2	Tom ROLIN Junior Black Knights BEL						9	1'46.283	25.345	29.403	24.361	27.174	96.7
		Runs=1	Total laps=15	Full laps=14	Valid laps=14		10	1'44.295	24.197	28.668	24.329	27.101	184.9	
1	1'46.283	25.345	29.403	24.361	27.174	96.7	11	1'44.741	24.112	28.854	24.535	27.240	183.6	
2	1'44.295	24.197	28.668	24.329	27.101	184.9	12	1'44.474	24.236	28.815	24.274	27.149	183.0	
3	1'44.741	24.112	28.854	24.535	27.240	183.6	13	1'44.221	23.988	28.874	24.180	27.179	183.9	
4	1'44.474	24.236	28.815	24.274	27.149	183.0	14	1'43.978	23.896	28.536	24.252	27.294	183.6	
5	1'44.221	23.988	28.874	24.180	27.179	183.9	15	1'43.378	23.774	28.354	24.112	27.138	183.9	
6	1'43.978	23.896	28.536	24.252	27.294	183.6	16	1'44.226	23.857	28.719	24.265	27.385	184.6	
7	1'43.378	23.774	28.354	24.112	27.138	183.9								
8	1'44.226	23.857	28.719	24.265	27.385	184.6								

Fastest Lap: Levin PHOMMARA Phommara-Racing SWI **1'41.913** 23.737 27.738 23.277 27.161

DORNA DATA PROCESSING TIMING SERVICE DORNA DATA PROCESSING TIMING SERVICE DORNA DATA PROCESSING TIMING SERVICE DORNA DATA PROCESSING TIMING SERVICE DORNA DATA PROCESSING TIMING SERVICE DORNA DATA PROCESSING TIMING SERVICE DORNA DATA PROCESSING TIMING SERVICE DORNA DATA PROCCESSS



Race Nr.1

NTC

Lap	Lap Time	T1	T2	T3	T4	Speed	Lap	Lap Time	T1	T2	T3	T4	Speed
6th 54 Valdemar MELLGR Nordgren Racing SWE Runs=1 Total laps=15 Full laps=14 Valid laps=14							1	1'49.732	26.730	29.807	24.979	28.216	110.9
2	1'46.622	25.056	29.174	24.379	28.013	182.4	2	1'47.377	24.772	29.167	24.642	28.796	179.7
3	1'45.575	24.838	28.575	24.103	28.059	180.0	3	1'45.075	24.334	28.443	24.333	27.965	181.5
4	1'44.533	24.189	28.498	24.009	27.837	184.9	4	1'44.499	24.175	28.284	24.361	27.679	181.2
5	1'44.392	24.477	28.355	23.969	27.591	184.9	5	1'44.492	24.195	28.392	24.279	27.626	183.6
6	1'45.084	24.238	28.663	24.378	27.805	187.1	6	1'44.654	24.007	28.377	24.348	27.922	183.3
7	1'44.128	24.099	28.296	24.000	27.733	185.5	7	1'44.832	23.916	28.453	24.267	28.196	180.6
8	1'44.626	23.813	28.830	24.227	27.756	183.3	8	1'44.825	23.898	28.744	24.340	27.843	186.2
9	1'44.201	24.099	28.560	24.195	27.347	180.9	9	1'44.259	24.000	28.455	24.167	27.637	181.5
10	1'44.339	23.995	28.618	24.203	27.523	179.1	10	1'44.359	24.222	28.366	24.082	27.689	180.6
11	1'44.461	23.926	28.562	24.285	27.688	180.3	11	1'44.301	23.896	28.530	24.214	27.661	181.8
12	1'43.468	23.720	28.204	24.047	27.497	183.6	12	1'44.271	23.967	28.371	24.080	27.853	183.3
13	1'43.775	23.828	28.467	24.121	27.359	180.0	13	1'44.161	24.166	28.367	24.070	27.558	181.8
14	1'43.214	23.756	28.240	23.820	27.398	180.9	14	1'44.383	23.929	28.179	24.327	27.948	180.9
15	1'43.175	23.837	28.176	23.752	27.410	179.7	15	1'44.518	23.945	28.441	24.218	27.914	181.5
7th 95 Richard IRMSCHER Racingteam Irmscher GER Runs=1 Total laps=15 Full laps=14 Valid laps=14							1	1'48.633	26.087	30.094	24.821	27.631	108.7
2	1'47.021	25.062	29.428	24.679	27.852	183.0	2	1'45.789	24.731	29.131	24.333	27.594	185.8
3	1'45.000	24.580	28.632	24.265	27.523	184.6	3	1'45.833	24.706	29.251	24.441	27.435	182.1
4	1'44.533	24.255	28.588	24.015	27.675	185.2	4	1'45.860	24.539	29.064	24.618	27.639	181.5
5	1'44.572	24.470	28.581	24.120	27.401	186.2	5	1'44.772	24.268	28.640	24.322	27.542	181.8
6	1'44.490	24.025	28.323	24.394	27.748	184.3	6	1'45.073	24.470	28.637	24.155	27.811	182.4
7	1'44.576	24.098	28.385	24.472	27.621	184.6	7	1'44.280	24.079	28.334	24.255	27.612	184.6
8	1'44.900	23.911	28.711	24.556	27.722	185.2	8	1'45.393	23.875	29.088	24.591	27.839	182.1
9	1'44.153	23.962	28.468	24.173	27.550	186.8	9	1'44.428	24.243	28.557	24.074	27.554	186.2
10	1'44.440	24.249	28.437	24.147	27.607	183.6	10	1'44.287	24.192	28.583	23.986	27.526	185.2
11	1'43.705	23.876	28.159	24.232	27.438	185.8	11	1'44.180	24.158	28.600	23.898	27.524	184.6
12	1'43.840	24.095	28.230	24.047	27.468	180.3	12	1'45.085	23.995	28.311	24.940	27.839	186.2
13	1'43.773	23.734	28.247	24.340	27.452	184.3	13	1'45.402	24.220	28.809	24.572	27.801	182.4
14	1'43.364	23.795	28.187	23.843	27.539	184.3	14	1'46.049	24.257	28.980	24.703	28.109	182.4
15	1'43.240	23.671	28.153	23.989	27.427	183.0	15	1'47.402	24.385	29.439	24.800	28.778	181.5
8th 53 Levin PHOMMARA Phommara-Racing SWI Runs=1 Total laps=15 Full laps=14 Valid laps=14							1	1'50.057	25.743	30.391	25.196	28.727	103.9
2	1'46.027	24.771	28.931	24.235	28.090	181.5	2	1'48.518	24.936	29.904	25.040	28.638	184.9
3	1'46.511	25.050	28.976	24.657	27.828	179.4	3	1'47.090	24.509	29.509	25.041	28.031	183.0
4	1'45.450	24.610	28.783	24.223	27.834	180.6	4	1'46.598	24.477	29.679	24.656	27.786	184.3
5	1'45.792	24.790	28.453	24.529	28.020	181.8	5	1'45.944	24.144	29.377	24.564	27.859	182.7
6	1'44.771	24.400	28.297	23.876	28.198	180.3	6	1'46.282	24.212	29.539	24.827	27.704	184.6
7	1'44.378	24.410	28.237	24.016	27.715	180.6	7	1'46.093	24.063	29.550	24.654	27.826	184.9
8	1'44.891	24.132	28.181	24.827	27.751	182.1	8	1'45.435	24.213	29.157	24.544	27.521	184.9
9	1'44.288	24.159	28.155	24.082	27.892	181.8	9	1'45.364	24.090	29.227	24.513	27.534	186.2
10	1'44.053	24.168	28.250	24.038	27.597	180.6	10	1'45.241	24.167	29.016	24.539	27.519	185.5
11	1'44.054	24.118	28.062	24.132	27.742	184.9	11	1'45.531	24.191	29.383	24.250	27.707	180.3
12	1'44.329	24.045	28.309	24.614	27.361	185.5	12	1'44.755	24.087	28.784	24.202	27.682	177.0
13	1'44.371	24.051	29.219	23.867	27.234	183.3	13	1'44.880	23.927	29.031	24.341	27.581	181.8
14	1'43.448	23.969	28.255	23.827	27.397	181.5	14	1'44.429	23.813	28.819	24.237	27.560	182.4
15	1'41.913	23.737	27.738	23.277	27.161	179.4	15	1'44.619	23.940	28.860	24.313	27.506	183.0
9th 42 Julius FRELLSEN Mass Sports Racing B DEN Runs=1 Total laps=15 Full laps=14 Valid laps=14							1	1'51.435	26.874	30.071	25.813	28.677	115.3
2	1'47.529	25.056	29.411	25.007	28.055	184.9	2	1'47.529	25.056	29.411	25.007	28.055	184.9

Fastest Lap: Levin PHOMMARA Phommara-Racing SWI 1'41.913 23.737 27.738 23.277 27.161

DORNA DATA PROCESSING TIMING SERVICE DORNA DATA PROCESSING TIMING SERVICE DORNA DATA PROCESSING TIMING SERVICE DORNA DATA PROCESSING TIMING SERVICE DORNA DATA PROCESSING TIMING SERVICE DORNA DATA PROCESSING TIMING SERVICE DORNA DATA PROCESSING TIMING SERVICE DORNA DATA PROCESSING TIMING SERVICE DORNA DATA PROCESSING TIMING SERVICE DORNA DATA PROCESSING TIMING SERVICE DORNA DATA PROCESSING TIMING SERVICE DORNA DATA PROCESSING TIMING SERVICE DORNA DATA PROCESSING



Race Nr.1

NTC

Lap	Lap Time	T1	T2	T3	T4	Speed	Lap	Lap Time	T1	T2	T3	T4	Speed
3	1'46.881	24.515	29.537	24.752	28.077	184.6	5	1'46.146	24.672	29.201	24.485	27.788	181.2
4	1'46.505	24.427	29.624	24.783	27.671	186.2	6	1'45.985	24.583	28.920	24.567	27.915	183.3
5	1'45.557	24.236	29.271	24.689	27.361	184.3	7	1'45.842	24.531	29.125	24.509	27.677	180.9
6	1'45.516	24.072	28.918	24.977	27.549	183.3	8	1'45.066	24.117	28.861	24.390	27.698	181.2
7	1'46.139	24.388	29.380	24.844	27.527	183.3	9	1'45.164	24.241	28.861	24.295	27.767	180.9
8	1'45.340	24.620	28.737	24.675	27.308	182.1	10	1'44.750	24.173	28.709	24.345	27.523	181.2
9	1'44.704	24.103	28.671	24.635	27.295	182.7	11	1'46.334	24.692	29.313	24.634	27.695	183.0
10	1'44.779	24.054	28.592	24.747	27.386	181.8	12	1'45.038	24.142	28.532	24.599	27.765	179.7
11	1'45.428	24.119	28.661	25.003	27.645	181.8	13	1'45.057	24.042	28.392	24.424	28.199	181.2
12	1'45.325	24.047	28.807	24.822	27.649	180.9	14	1'44.430	24.055	28.601	24.083	27.691	180.9
13	1'45.254	24.058	28.651	24.656	27.889	180.9	15	1'45.770	24.263	29.038	24.544	27.925	180.6
14	1'45.422	24.023	28.799	24.713	27.887	181.5							
15	1'45.282	24.054	28.864	24.735	27.629	181.2							

13th 81 Daniel KRABACHER Kini Bike World AUT
Runs=1 Total laps=15 Full laps=14 Valid laps=14

1	1'51.042	27.441	30.207	25.108	28.286	115.7
2	1'47.645	24.820	29.481	24.684	28.660	180.9
3	1'47.280	24.942	29.469	24.839	28.030	180.6
4	1'46.501	24.471	29.545	24.795	27.690	181.8
5	1'45.883	24.227	29.288	24.721	27.647	182.4
6	1'45.229	24.158	28.666	24.765	27.640	181.2
7	1'46.355	24.525	29.390	24.751	27.689	180.9
8	1'45.772	24.383	29.109	24.367	27.913	182.4
9	1'45.459	24.504	28.711	24.556	27.688	178.8
10	1'45.359	24.186	28.754	24.419	28.000	180.3
11	1'45.696	24.280	28.861	24.366	28.189	180.3
12	1'45.983	24.353	28.975	24.842	27.813	176.7
13	1'45.102	24.062	28.512	24.456	28.072	177.9
14	1'45.747	24.091	28.864	24.599	28.193	179.7
15	1'44.733	23.903	28.654	24.454	27.722	177.0

16th 23 Lorenzo PONTILLO Junior Black Knights BEL
Runs=1 Total laps=15 Full laps=14 Valid laps=14

1	1'50.986	27.081	30.454	25.041	28.410	110.2
2	1'47.821	25.261	29.487	24.779	28.294	184.3
3	1'46.588	24.485	29.557	24.640	27.906	184.3
4	1'45.671	24.389	29.245	24.420	27.617	182.4
5	1'45.765	24.252	29.341	24.491	27.681	182.1
6	1'46.346	24.312	29.558	24.545	27.931	183.9
7	1'46.330	24.429	29.517	24.535	27.849	182.1
8	1'45.967	24.481	29.282	24.388	27.816	180.3
9	1'45.517	24.176	29.017	24.617	27.707	182.4
10	1'45.401	24.055	29.179	24.348	27.819	181.5
11	1'45.691	24.044	29.115	24.409	28.123	181.5
12	1'46.546	24.303	29.003	24.856	28.384	179.4
13	1'45.807	23.931	28.909	24.594	28.373	183.0
14	1'46.237	24.121	28.979	24.744	28.393	182.7
15	1'46.300	24.170	29.119	24.719	28.292	182.4

14th 12 Martin VINCZE VM Racing Team HUN
Runs=1 Total laps=15 Full laps=14 Valid laps=14

1	1'49.945	26.991	29.709	25.127	28.118	107.6
2	1'47.363	25.169	28.963	24.620	28.611	183.3
3	1'45.576	24.550	28.773	24.378	27.875	183.0
4	1'45.106	24.389	28.670	24.349	27.698	184.3
5	1'44.862	24.381	28.595	24.270	27.616	181.8
6	1'45.109	24.279	28.692	24.493	27.645	182.1
7	1'45.458	24.230	28.947	24.507	27.774	181.8
8	1'46.614	24.427	29.280	24.902	28.005	179.7
9	1'46.994	24.293	29.373	25.063	28.265	179.7
10	1'46.636	24.390	29.319	25.022	27.905	178.8
11	1'46.784	24.250	29.036	25.384	28.114	179.7
12	1'46.955	24.387	29.121	24.698	28.749	178.2
13	1'45.730	24.134	29.021	24.538	28.037	179.4
14	1'46.171	24.101	28.862	24.559	28.649	179.7
15	1'45.420	24.135	28.754	24.366	28.165	182.1

17th 73 Zoltan KOVACS Motomax Motorsport HUN
Runs=1 Total laps=15 Full laps=14 Valid laps=14

1	1'50.081	26.342	30.041	25.045	28.653	115.0
2	1'47.731	25.252	29.577	24.985	27.917	182.1
3	1'45.974	24.623	29.231	24.562	27.558	184.9
4	1'46.325	24.581	29.214	24.850	27.680	182.1
5	1'46.312	24.360	29.341	24.904	27.707	181.8
6	1'46.936	24.871	29.535	24.787	27.743	179.1
7	1'46.448	24.576	29.452	24.812	27.608	183.6
8	1'46.360	24.678	29.226	24.656	27.800	183.3
9	1'46.201	24.267	29.278	24.750	27.906	182.1
10	1'47.171	24.477	29.266	25.028	28.400	180.3
11	1'47.262	24.635	29.673	24.931	28.023	179.1
12	1'47.426	24.602	29.471	25.135	28.218	179.4
13	1'48.141	24.374	29.868	25.562	28.337	180.3
14	1'48.896	24.659	30.084	25.613	28.540	179.7
15	1'49.030	24.915	29.814	25.490	28.811	178.2

15th 26 Ben WIEGNER JB-Racing GER
Runs=1 Total laps=15 Full laps=14 Valid laps=14

1	1'54.335	28.163	31.279	26.319	28.574	104.1
2	1'48.532	25.459	29.869	24.900	28.304	180.3
3	1'47.398	24.916	29.283	25.004	28.195	180.3
4	1'46.701	24.733	29.056	24.762	28.150	181.2

18th 22 Alexander WEIZEL Weizel Racing Team GER
Runs=1 Total laps=15 Full laps=14 Valid laps=14

1	1'55.288	28.949	31.071	25.923	29.345	115.5
2	1'49.935	25.855	30.196	25.341	28.543	178.5
3	1'48.554	24.919	29.753	25.336	28.546	178.8
4	1'48.598	24.657	29.654	25.492	28.795	178.5
5	1'47.705	24.627	29.653	24.999	28.426	178.2
6	1'48.341	24.645	29.843	25.272	28.581	178.5

Fastest Lap: Levin PHOMMARA Phommara-Racing SWI 1'41.913 23.737 27.738 23.277 27.161

DORNA DATA PROCESSING TIMING SERVICE DORNA DATA PROCESSING TIMING SERVICE DORNA DATA PROCESSING TIMING SERVICE DORNA DATA PROCESSING TIMING SERVICE DORNA DATA PROCESSING TIMING SERVICE DORNA DATA PROCESSING TIMING SERVICE DORNA DATA PROCESSING TIMING SERVICE DORNA DATA PROCCESSS



Race Nr.1**NTC**

Lap	Lap Time	T1	T2	T3	T4	Speed	Lap	Lap Time	T1	T2	T3	T4	Speed
7	1'48.271	24.694	29.851	25.205	28.521	178.2	9	1'48.448	24.729	29.886	25.694	28.139	175.0
8	1'47.973	24.822	29.757	25.074	28.320	177.9	10	1'48.012	24.570	29.618	25.263	28.561	175.0
9	1'47.431	24.626	29.517	24.994	28.294	178.2	11	1'49.145	25.132	29.914	25.451	28.648	174.4
10	1'48.189	24.826	29.980	24.907	28.476	176.4	12	1'48.961	25.054	29.764	25.453	28.690	173.9
11	1'47.570	24.925	29.653	24.835	28.157	177.9	13	1'48.452	24.560	29.962	25.379	28.551	177.6
12	1'47.165	24.715	29.475	24.782	28.193	177.9	14	1'48.450	24.688	29.833	25.199	28.730	177.0
13	1'48.224	24.901	29.543	25.285	28.495	177.3	15	1'47.796	24.607	29.849	25.040	28.300	176.7
14	1'47.837	24.703	29.605	25.037	28.492	177.6							
15	1'47.903	24.607	29.785	25.119	28.392	178.2							

19th 31 Delano GREVEN DG Motorsport NED
 Runs=1 Total laps=15 Full laps=14 Valid laps=14

1	1'51.848	28.371	30.131	24.919	28.427	118.0
2	1'48.013	25.491	29.101	24.831	28.590	174.7
3	1'47.749	25.617	28.801	24.828	28.503	170.6
4	1'47.348	25.421	28.545	25.023	28.359	170.8
5	1'47.755	25.267	28.929	25.006	28.553	172.2
6	1'47.871	25.297	28.909	25.085	28.580	172.5
7	1'47.872	25.191	28.933	25.132	28.616	171.7
8	1'48.968	25.623	29.316	25.322	28.707	170.8
9	1'48.968	25.505	29.220	25.211	29.032	170.6
10	1'50.637	25.776	29.492	25.776	29.593	171.1
11	1'49.452	25.724	29.524	25.288	28.916	170.0
12	1'49.315	25.707	29.268	25.209	29.131	170.8
13	1'48.137	25.212	29.074	24.969	28.882	172.5
14	1'48.348	25.048	29.322	24.985	28.993	171.9
15	1'48.002	25.350	29.028	24.802	28.822	171.9

20th 96 Swan EMPRIN Swan 96# FRA
 Runs=1 Total laps=15 Full laps=14 Valid laps=14

1	1'55.256	27.870	31.474	26.341	29.571	113.9
2	1'52.292	25.654	31.258	25.977	29.403	179.7
3	1'51.096	25.235	30.493	25.884	29.484	180.3
4	1'50.929	24.991	30.694	26.010	29.234	181.5
5	1'50.774	24.830	30.589	26.170	29.185	181.5
6	1'50.204	24.624	30.321	26.097	29.162	182.4
7	1'50.056	24.784	30.444	26.095	28.733	180.9
8	1'48.917	24.758	30.008	25.622	28.529	183.3
9	1'48.417	24.664	29.526	25.661	28.566	183.6
10	1'47.516	24.658	29.454	24.843	28.561	183.0
11	1'49.149	24.756	30.101	25.483	28.809	179.7
12	1'48.668	24.745	29.872	25.434	28.617	179.7
13	1'48.494	24.543	30.067	25.326	28.558	181.8
14	1'48.517	24.698	29.820	25.298	28.701	180.6
15	1'47.770	24.495	29.904	25.026	28.345	181.5

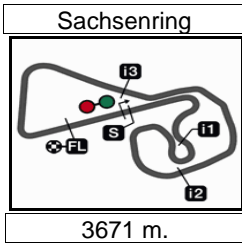
21st 33 David SIDOROV Arda Moto Racing Tea UKR
 Runs=1 Total laps=15 Full laps=14 Valid laps=14

1	1'55.584	28.780	30.865	26.336	29.603	118.5
2	1'52.184	25.953	30.801	25.927	29.503	175.0
3	1'50.941	25.339	30.395	25.751	29.456	176.7
4	1'51.048	25.236	30.571	25.972	29.269	176.4
5	1'50.724	25.135	30.259	26.056	29.274	177.3
6	1'49.935	24.913	30.010	26.012	29.000	178.2
7	1'49.775	25.083	30.423	25.795	28.474	176.1
8	1'48.722	24.838	30.070	25.434	28.380	175.3

Fastest Lap: Levin PHOMMARA Phommara-Racing SWI **1'41.913** 23.737 27.738 23.277 27.161

DORNA DATA PROCESSING TIMING SERVICE DORNA DATA PROCESSING TIMING SERVICE DORNA DATA PROCESSING TIMING SERVICE DORNA DATA PROCESSING TIMING SERVICE DORNA DATA PROCESSING TIMING SERVICE DORNA DATA PROCESSING TIMING SERVICE DORNA DATA PROCESSING TIMING SERVICE DORNA DATA PROCCESSS





Results and timing service provided by **TISSOT**

NTC

LIQUI MOLY MOTORRAD GRAND PRIX DEUTSCHLAND
Official Starting Grid

Race : 15 laps = 55.065 km



1	1 1'31.080 36 Jurrien VAN CRUGTEN Honda	2 1'31.106 27 Antoine NATIVI Honda	3 1'31.273 2 Tom ROLIN Honda
2	4 1'31.318 53 Levin PHOMMARA Honda	5 1'31.436 38 Tobias KITZBICHLER Honda	6 1'31.436 95 Richard IRMSCHER Honda
3	7 1'31.440 46 Matteo MASILI Honda	8 1'31.539 26 Ben WIEGNER Honda	9 1'31.559 85 Alessandro BINDER Honda
4	10 1'31.594 28 Ferre FLEERACKERS Honda	11 1'31.597 12 Martin VINCZE Honda	12 1'31.781 23 Lorenzo PONTILLO Honda
5	13 1'31.822 42 Julius FRELLSEN Honda	14 1'31.918 17 Thias WENZEL Honda	15 1'32.121 73 Zoltan KOVACS Honda
6	16 1'32.148 96 Swan EMPRIN Honda	17 1'32.702 81 Daniel KRABACHER Honda	18 1'33.787 54 Valdemar MELLGREN Honda
7	19 1'34.167 22 Alexander WEIZEL Honda	20 1'35.567 33 David SIDOROV Honda	21 1'35.593 31 Delano GREVEN Honda

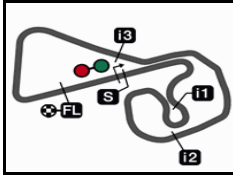
The results are provisional until the end of the limit for protest and appeals and until the ratification of the Event Management Committee.

Time limit for protest expires 60' at the latest after publication of the results - Time:

DORNA DATA PROCESSING TIMING SERVICE DORNA DATA PROCESSING TIMING SERVICE DORNA DATA PROCESSING TIMING SERVICE DORNA DATA PROCESSING TIMING SERVICE DORNA DATA PROCESSING TIMING SERVICE DORNA DATA PROCESSING TIMING SERVICE DORNA DATA PROCESSING TIMING SERVICE DORNA DATA PROCCEESSS



Sachsenring, Saturday, July 06, 2024



3671 m.

LIQUI MOLY MOTORRAD GRAND PRIX DEUTSCHLAND

Race Nr.1

Lap Chart

Pos	1	2	3	4	5	6	7	8	9	10	11	12	13	14	15	16	17	18	19	20	21
Grid	36	27	2	53	38	95	46	26	85	28	12	23	42	17	73	96	81	54	22	33	31

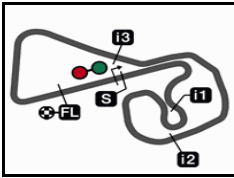
	1	38	2	36	85	27	53	28	42	12	46	73	54	95	23	81	17	31	26	96	22	33
	2	38	2	85	36	27	53	28	54	42	12	95	73	46	81	23	17	31	26	22	96	33
	3	38	2	36	85	27	28	53	42	54	95	12	73	23	46	17	81	31	26	22	96	33
	4	38	2	36	27	85	28	53	42	54	95	12	73	23	46	17	81	31	26	22	96	33
	5	38	2	36	27	85	28	42	54	95	53	12	73	23	17	46	81	31	26	22	96	33
	6	38	36	2	27	85	42	28	95	54	53	12	23	73	17	81	46	26	31	22	33	96
	7	38	36	2	27	85	28	54	42	95	53	12	23	17	73	81	46	26	31	22	33	96
	8	38	2	36	85	27	54	42	28	95	53	12	17	23	81	46	73	26	31	22	33	96
	9	38	2	36	27	85	54	42	95	28	53	12	17	23	81	46	73	26	31	22	33	96
	10	38	2	36	27	85	54	42	95	28	53	12	17	23	81	46	73	26	31	22	33	96
L	11	38	36	2	27	85	95	54	42	28	53	17	12	23	46	81	26	73	31	22	33	96
a	12	38	2	36	27	85	54	95	42	53	28	17	46	12	81	23	26	73	22	31	96	33
P	13	38	2	36	27	85	54	95	42	53	28	17	46	12	81	23	26	73	22	31	96	33
S	14	38	2	27	36	85	54	95	53	42	28	17	46	81	12	23	26	73	22	31	96	33
	15	38	27	2	36	85	54	95	53	42	28	46	17	81	12	26	23	73	22	31	96	33

 Winner

 Lapped rider

DORNA DATA PROCESSING TIMING SERVICE DORNA DATA PROCESSING TIMING SERVICE DORNA DATA PROCESSING TIMING SERVICE DORNA DATA PROCESSING TIMING SERVICE DORNA DATA PROCESSING TIMING SERVICE DORNA DATA PROCESSING TIMING SERVICE DORNA DATA PROCESSING TIMING SERVICE DORNA DATA PROCESSING TIMING SERVICE DORNA DATA PROCCEESS






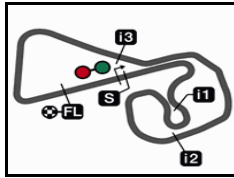
3671 m.

LIQUI MOLY MOTORRAD GRAND PRIX DEUTSCHLAND

Race Nr.1

Fastest Lap of Each Rider

	Rider	Nation	Team	Motorcycle	Time	Lap Total	Gap
1	53 Levin PHOMMARA	SWI	Phommara-Racing	HONDA	1'41.913	15 15	
2	27 Antoine NATIVI	FRA	Racing Nativi team	HONDA	1'42.342	15 15	0.429 0.429
3	36 Jurrien VAN CRUGTEN	NED	BB64 Academy	HONDA	1'42.558	15 15	0.645 0.216
4	38 Tobias KITZBICHLER	AUT	Racingteam Kitzbichler	HONDA	1'42.796	7 15	0.883 0.238
5	2 Tom ROLIN	BEL	Junior Black Knights	HONDA	1'42.871	15 15	0.958 0.075
6	54 Valdemar MELLGREN	SWE	Nordgren Racing	HONDA	1'43.175	15 15	1.262 0.304
7	95 Richard IRMSCHER	GER	Racingteam Irmischer	HONDA	1'43.240	15 15	1.327 0.065
8	85 Alessandro BINDER	SWI	Kiefer Racing	HONDA	1'43.624	7 15	1.711 0.384
9	42 Julius FRELLSEN	DEN	Mass Sports Racing By JRP Motors	HONDA	1'44.161	13 15	2.248 0.537
10	28 Ferre FLEERACKERS	BEL	Junior Black Knights	HONDA	1'44.180	11 15	2.267 0.019
11	46 Matteo MASILI	ITA	Mass Sports Racing By JRP Motors	HONDA	1'44.429	14 15	2.516 0.249
12	26 Ben WIEGNER	GER	JB-Racing	HONDA	1'44.430	14 15	2.517 0.001
13	17 Thias WENZEL	GER	Kiefer Racing	HONDA	1'44.704	9 15	2.791 0.274
14	81 Daniel KRABACHER	AUT	Kini Bike World	HONDA	1'44.733	15 15	2.820 0.029
15	12 Martin VINCZE	HUN	VM Racing Team	HONDA	1'44.862	5 15	2.949 0.129
16	23 Lorenzo PONTILLO	BEL	Junior Black Knights	HONDA	1'45.401	10 15	3.488 0.539
17	73 Zoltan KOVACS	HUN	Motomax Motorsport	HONDA	1'45.974	3 15	4.061 0.573
18	22 Alexander WEIZEL	GER	Weizel Racing Team	HONDA	1'47.165	12 15	5.252 1.191
19	31 Delano GREVEN	NED	DG Motorsport	HONDA	1'47.348	4 15	5.435 0.183
20	96 Swan EMPRIN	FRA	Swan 96#	HONDA	1'47.516	10 15	5.603 0.168
21	33 David SIDOROV	UKR	Arda Moto Racing Team	HONDA	1'47.796	15 15	5.883 0.280



3671 m.

LIQUI MOLY MOTORRAD GRAND PRIX DEUTSCHLAND

Race Nr.1

Analysis by Lap

Num Lap Time Gap

Num	Lap	Time	Gap	Num	Lap	Time	Gap	Num	Lap	Time	Gap	Num	Lap	Time	Gap			
Lap 1				23	1'46.588	13.420		27	1'43.937	6.955		31	1'48.968	39.899		28	1'44.180	20.515
38	1'45.145			46	1'47.090	13.690		85	1'43.951	7.188		22	1'47.973	47.140		53	1'44.054	20.591
2	1'46.283	1.138		17	1'46.881	13.870		42	1'44.654	14.387		33	1'48.722	1'01.388		17	1'45.428	31.800
36	1'46.957	1.812		81	1'47.280	13.992		28	1'45.073	14.518		96	1'48.917	1'01.999		12	1'46.784	32.434
85	1'47.966	2.821		31	1'47.749	15.635		95	1'44.490	14.786		Lap 9				23	1'45.691	34.070
27	1'48.383	3.238		26	1'47.398	18.290		54	1'45.084	14.965		38	1'43.283			46	1'45.531	34.140
53	1'48.389	3.244		22	1'48.554	21.802		53	1'44.771	15.498		2	1'43.554	8.342		81	1'45.696	34.208
28	1'48.633	3.488		96	1'51.096	26.669		12	1'45.109	16.519		36	1'43.515	8.459		26	1'46.334	38.240
42	1'49.732	4.587		33	1'50.941	26.734		23	1'46.346	21.735		27	1'43.669	8.900		73	1'47.262	38.788
12	1'49.945	4.800		Lap 4				73	1'46.936	21.917		85	1'44.439	9.562		31	1'49.452	58.468
46	1'50.057	4.912		38	1'43.098			17	1'45.516	21.981		54	1'44.201	18.554		22	1'47.570	59.842
73	1'50.081	4.936		2	1'44.474	4.720		81	1'45.229	22.138		42	1'44.259	18.937		33	1'49.145	1'16.505
54	1'50.201	5.056		36	1'43.492	5.093		46	1'46.282	23.047		95	1'44.153	19.049		96	1'49.149	1'16.593
95	1'50.612	5.467		27	1'43.550	5.471		31	1'47.871	29.142		28	1'44.428	19.253		Lap 12		
23	1'50.986	5.841		85	1'43.877	5.651		22	1'48.341	36.979		53	1'44.288	19.689		38	1'44.316	
81	1'51.042	5.897		28	1'45.860	11.042		33	1'49.935	48.974		12	1'46.994	26.219		2	1'43.511	8.662
17	1'51.435	6.290		53	1'45.450	11.304		96	1'50.204	49.109		17	1'44.704	28.798		36	1'43.663	8.808
31	1'51.848	6.703		42	1'44.499	11.610		Lap 7				23	1'45.517	30.183		27	1'43.605	8.919
26	1'54.335	9.190		54	1'44.533	11.858		38	1'42.796			81	1'45.459	30.358		85	1'44.026	10.200
96	1'55.256	10.111		95	1'44.533	12.093		46	1'45.364	30.573		46	1'45.364	30.573		54	1'43.468	19.301
22	1'55.288	10.143		12	1'45.106	12.917		73	1'46.201	31.560		73	1'46.201	31.560		95	1'43.840	19.513
33	1'55.584	10.439		73	1'46.325	15.038		26	1'45.164	34.361		26	1'45.164	34.361		42	1'44.271	20.347
Lap 2				23	1'45.671	15.993		31	1'48.968	45.584		31	1'48.968	45.584		53	1'44.329	20.604
38	1'43.633			46	1'46.598	17.190		22	1'47.431	51.288		22	1'47.431	51.288		28	1'45.085	21.284
2	1'44.295	1.800		17	1'46.505	17.277		33	1'48.448	1'06.553		33	1'48.448	1'06.553		17	1'45.325	32.809
85	1'44.192	3.380		81	1'46.501	17.395		96	1'48.417	1'07.133		96	1'48.417	1'07.133		46	1'44.755	34.579
36	1'45.292	3.471		31	1'47.348	19.885		Lap 10				12	1'46.955	35.073		81	1'45.983	35.875
27	1'44.844	4.449		26	1'46.701	21.893		38	1'43.274			23	1'46.546	36.300		26	1'45.038	38.962
53	1'46.027	5.638		22	1'48.598	27.302		2	1'44.365	9.433		73	1'47.426	41.898		73	1'47.426	41.898
28	1'45.789	5.644		96	1'50.929	34.500		36	1'44.322	9.507		22	1'47.165	1'02.691		31	1'49.315	1'03.467
54	1'46.622	8.045		33	1'51.048	34.684		27	1'44.219	9.845		31	1'49.315	1'03.467		96	1'48.668	1'20.945
42	1'47.377	8.331		Lap 5				17	1'46.139	25.324		53	1'44.359	20.022		33	1'48.961	1'21.150
12	1'47.363	8.530		38	1'43.158			73	1'46.448	25.569		38	1'43.274			Lap 13		
95	1'47.021	8.855		2	1'44.221	5.783		81	1'46.355	25.697		2	1'44.365	9.433		38	1'43.070	
73	1'47.731	9.034		36	1'44.128	6.063		46	1'46.093	26.344		2	1'44.322	9.507		2	1'43.487	9.079
46	1'48.518	9.797		27	1'43.916	6.229		26	1'45.842	30.701		36	1'44.322	9.507		36	1'43.506	9.244
81	1'47.645	9.909		85	1'43.955	6.448		31	1'47.872	34.218		27	1'44.219	9.845		27	1'43.606	9.455
23	1'47.821	10.029		28	1'44.772	12.656		22	1'48.271	42.454		85	1'43.873	10.161		85	1'44.705	11.835
17	1'47.529	10.186		42	1'44.492	12.944		33	1'49.775	55.953		54	1'44.339	19.619		54	1'43.775	20.006
31	1'48.013	11.083		54	1'44.392	13.092		96	1'50.056	56.369		95	1'44.440	20.215		95	1'43.773	20.216
26	1'48.532	14.089		95	1'44.572	13.507		Lap 8				28	1'44.287	20.266		42	1'44.161	21.438
22	1'49.935	16.445		53	1'45.792	13.938		38	1'43.287			28	1'44.287	20.266		53	1'44.371	21.905
96	1'52.292	18.770		12	1'44.862	14.621		2	1'44.226	8.071		53	1'44.053	20.468		28	1'45.402	23.616
33	1'52.184	18.990		73	1'46.312	18.192		46	1'45.241	32.540		12	1'46.636	29.581		17	1'45.254	34.993
Lap 3				23	1'45.765	18.600		73	1'47.171	35.457		17	1'44.779	30.303		17	1'45.254	34.993
38	1'43.197			17	1'45.557	19.676		26	1'44.750	35.837		23	1'45.401	32.310		46	1'44.880	36.389
2	1'44.741	3.344		46	1'45.944	19.976		31	1'50.637	52.947		81	1'45.359	32.443		12	1'45.730	37.733
36	1'44.425	4.699		81	1'45.883	20.120		22	1'48.189	56.203		46	1'45.359	32.443		81	1'45.102	37.907
85	1'44.689	4.872		31	1'47.755	24.482		28	1'48.012	1'11.291		33	1'48.012	1'11.291		23	1'45.807	39.037
27	1'43.767	5.019		26	1'46.146	24.881		96	1'47.516	1'11.375		28	1'48.189	56.203		26	1'45.057	40.949
28	1'45.833	8.280		22	1'47.705	31.849		Lap 11				73	1'48.141	46.969		73	1'48.141	46.969
53	1'46.511	8.952		96	1'50.774	42.116		38	1'43.931			22	1'48.224	1'07.845		31	1'48.137	1'08.534
42	1'45.075	10.209		33	1'50.724	42.250		36	1'43.885	9.461		96	1'48.494	1'26.369		96	1'48.494	1'26.369
54	1'45.575	10.423		Lap 6				17	1'45.340	27.377		17	1'48.452	1'26.532		33	1'48.452	1'26.532
95	1'45.000	10.658		38	1'43.211			23	1'45.967	27.949		Lap 12						
12	1'45.576	10.909		2	1'43.978	6.550		81	1'45.772	28.182		38	1'43.283					
73	1'45.974	11.811		36	1'43.595	6.447		46	1'45.435	28.492		2	1'43.554	8.342				
				2	1'43.978	6.550		73	1'46.360	28.642		36	1'43.515	8.459				
								26	1'45.066	32.480		27	1'43.669	8.900				
												85	1'44.260	10.490				
												95	1'43.705	19.989				
												54	1'44.461	20.149				
												42	1'44.301	20.392				

☐ Lapped rider

DORNA DATA PROCESSING TIMING SERVICE DORNA DATA PROCESSING TIMING SERVICE DORNA DATA PROCESSING TIMING SERVICE DORNA DATA PROCESSING TIMING SERVICE DORNA DATA PROCESSING TIMING SERVICE DORNA DATA PROCESSING TIMING SERVICE DORNA DATA PROCESSING TIMING SERVICE DORNA DATA PROCESSING TIMING SERVICE DORNA DATA PROCESSING

Lap 14

38	1'43.387	
2	1'43.003	8.695
27	1'42.932	9.000
36	1'43.327	9.184
85	1'44.439	12.887
54	1'43.214	19.833
95	1'43.364	20.193
53	1'43.448	21.966
42	1'44.383	22.434
28	1'46.049	26.278
17	1'45.422	37.028
46	1'44.429	37.431
81	1'45.747	40.267
12	1'46.171	40.517
23	1'46.237	41.887
26	1'44.430	41.992
73	1'48.896	52.478
22	1'47.837	1'12.295
31	1'48.348	1'13.495
96	1'48.517	1'31.499
33	1'48.450	1'31.595

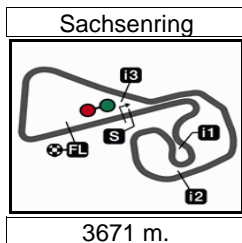
Lap 15

38	1'44.119	
27	1'42.342	7.223
2	1'42.871	7.447
36	1'42.558	7.623
85	1'44.557	13.325
54	1'43.175	18.889
95	1'43.240	19.314
53	1'41.913	19.760
42	1'44.518	22.833
28	1'47.402	29.561
46	1'44.619	37.931
17	1'45.282	38.191
81	1'44.733	40.881
12	1'45.420	41.818
26	1'45.770	43.643
23	1'46.300	44.068
73	1'49.030	57.389
22	1'47.903	1'16.079
31	1'48.002	1'17.378
96	1'47.770	1'35.150
33	1'47.796	1'35.272

 Lapped rider

DORNA DATA PROCESSING TIMING SERVICE DORNA DATA PROCESSING TIMING SERVICE DORNA DATA PROCESSING TIMING SERVICE DORNA DATA PROCESSING TIMING SERVICE DORNA DATA PROCESSING TIMING SERVICE DORNA DATA PROCESSING TIMING SERVICE DORNA DATA PROCESSING TIMING SERVICE DORNA DATA PROCESSING TIMING SERVICE DORNA DATA PROCCESSSS



Results and timing service provided by **TISSOT****NTC****LIQUI MOLY MOTORRAD GRAND PRIX DEUTSCHLAND***After the Race Nr.1***Event Best Maximum Speed**


<i>Rider</i>	<i>Nation Team</i>	<i>Motorcycle</i>	<i>Km/h</i>
27 Antoine NATIVI	FRA Racing Nativi team	HONDA	197.4 Qualifying
23 Lorenzo PONTILLO	BEL Junior Black Knights	HONDA	195.2 Free Practice Nr. 2
96 Swan EMPRIN	FRA Swan 96#	HONDA	195.2 Free Practice Nr. 2
53 Levin PHOMMARA	SWI Phommara-Racing	HONDA	194.5 Free Practice Nr. 2
95 Richard IRMSCHER	GER Racingteam Irmscher	HONDA	194.2 Free Practice Nr. 1
2 Tom ROLIN	BEL Junior Black Knights	HONDA	194.2 Free Practice Nr. 2
38 Tobias KITZBICHLER	AUT Racingteam Kitzbichler	HONDA	193.8 Free Practice Nr. 1
28 Ferre FLEERACKERS	BEL Junior Black Knights	HONDA	193.8 Free Practice Nr. 1
85 Alessandro BINDER	SWI Kiefer Racing	HONDA	193.2 Qualifying
73 Zoltan KOVACS	HUN Motomax Motorsport	HONDA	193.2 Free Practice Nr. 2
17 Thias WENZEL	GER Kiefer Racing	HONDA	192.8 Free Practice Nr. 2
26 Ben WIEGNER	GER JB-Racing	HONDA	192.8 Free Practice Nr. 2
12 Martin VINCZE	HUN VM Racing Team	HONDA	192.8 Free Practice Nr. 2
36 Jurrien VAN CRUGTEN	NED BB64 Academy	HONDA	192.8 Qualifying
46 Matteo MASILI	ITA Mass Sports Racing By JRP Motor	HONDA	191.8 Free Practice Nr. 2
54 Valdemar MELLGREN	SWE Nordgren Racing	HONDA	190.4 Free Practice Nr. 2
42 Julius FRELLSEN	DEN Mass Sports Racing By JRP Motor	HONDA	189.4 Qualifying
22 Alexander WEIZEL	GER Weizel Racing Team	HONDA	189.4 Free Practice Nr. 1
81 Daniel KRABACHER	AUT Kini Bike World	HONDA	189.4 Free Practice Nr. 2
33 David SIDOROV	UKR Arda Moto Racing Team	HONDA	187.5 Qualifying
31 Delano GREVEN	NED DG Motorsport	HONDA	185.5 Free Practice Nr. 1

DORNA DATA PROCESSING TIMING SERVICE DORNA DATA PROCESSING TIMING SERVICE DORNA DATA PROCESSING TIMING SERVICE DORNA DATA PROCESSING TIMING SERVICE DORNA DATA PROCESSING TIMING SERVICE DORNA DATA PROCESSING TIMING SERVICE DORNA DATA PROCESSING TIMING SERVICE DORNA DATA PROCESSING TIMING SERVICE DORNA DATA PROCCESSS

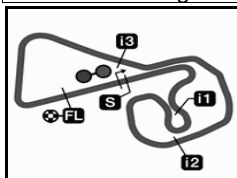


Sachsenring, Saturday, July 06, 2024

Sachsenring

Results and timing service provided by 

NTC



3671 m.

LIQUI MOLY MOTORRAD GRAND PRIX DEUTSCHLAND

Championship Classification

Rider	Nation	Points	NED	NED	SAC	SAC	OSC	OSC	CZE	CZE	GER	GER
1 VAN CRUGTEN Jurrien	NED	132	16	20	25	0	0	8	25	25	13	
2 KITZBICHLER Tobias	AUT	111	11	25	0	0	5	5	20	20	25	
3 NATIVI Antoine	FRA	103	25	16	16	0	13	2	11	0	20	
4 IRMSCHER Richard	GER	100	0	8	9	13	20	25	0	16	9	
5 MASILI Matteo	ITA	99	8	4	5	20	11	20	13	13	5	
6 FLEERACKERS Ferre	BEL	91	9	13	4	0	16	16	16	11	6	
7 BINDER Alessandro	SWI	75	10	11	10	0	6	9	8	10	11	
8 ROLIN Tom	BEL	73	0	5	20	25	0	0	0	7	16	
9 WENZEL Thias	GER	64	20	9	3	0	8	10	10	0	4	
10 PHOMMARA Levin	SWI	56	13	10	11	0	3	0	6	5	8	
11 SCHNEIDER Dustin	GER	50	7	6	8	8	10	11	0	0	-	
12 WIEGNER Ben	GER	45	6	1	13	16	4	4	0	0	1	
13 KUIL Tom	NED	44	5	0	6	11	9	13	0	0	-	
14 FRELLSEN Julius	DEN	39	0	0	0	0	25	7	0	0	7	
15 VINCZE Martin	HUN	37	1	0	7	9	2	1	7	8	2	
16 PONTILLO Lorenzo	BEL	31	0	0	2	10	7	3	0	9	0	
17 MELLGREN Valdemar	SWE	22	4	2	0	0	0	0	3	3	10	
18 EMPRIN Swan	FRA	21	2	7	0	5	1	0	4	2	0	
19 KOVACS Zoltan	HUN	19	3	0	0	7	0	0	5	4	0	
20 KRABACHER Daniel	AUT	18	0	0	0	0	0	0	9	6	3	
21 SCHOO Kyano	NED	13	0	0	1	6	0	6	0	0	-	
22 GREVEN Delano	NED	4	0	0	0	4	0	0	0	0	0	
23 ZELENAK Anakin	GER	3	0	3	0	0	0	0	0	0	-	
24 WEIZEL Alexander	GER	2	0	0	0	0	0	0	1	1	0	
25 SIDOROV David	UKR	0	0	0	0	0	0	0	0	0	0	

DORNA DATA PROCESSING TIMING SERVICE DORNA DATA PROCESSING TIMING SERVICE DORNA DATA PROCESSING TIMING SERVICE DORNA DATA PROCESSING TIMING SERVICE DORNA DATA PROCESSING TIMING SERVICE DORNA DATA PROCESSING TIMING SERVICE DORNA DATA PROCESSING TIMING SERVICE DORNA DATA PROCESSING TIMING SERVICE DORNA DATA PROCESSING TIMING SERVICE DORNA DATA PROCESSING



Sachsenring, Saturday, July 06, 2024